

WORKSHEET OUTPOST | Kindergarten Math — Supported

Extra practice: put parts together

OW-K-005 E1 | Five questions

Success criteria
I can show what happens when I put groups together or take some away.

Name: _____ Date: _____

Listen as an adult reads each question. Use counters or draw a picture to solve it.

1. The parts are 1 and 1. Draw both groups. How many are there altogether?

2. The parts are 2 and 2. Draw both groups. How many are there altogether?

3. The parts are 3 and 1. Draw both groups. How many are there altogether?

4. The parts are 4 and 2. Draw both groups. How many are there altogether?

5. Write a problem like question 1 with new numbers or objects. Solve it and show your work.

You can point, speak, draw, or write. Adults can note any help they give.



WORKSHEET OUTPOST | Kindergarten Math — Supported

Extra practice: put parts together

OW-K-005 E2 | Five questions

Success criteria

I can show what happens when I put groups together or take some away.

Name: _____ Date: _____

Work with a partner. Build a model, then say or write your answer.

1. The parts are 1 and 1. Draw both groups. How many are there altogether?

2. The parts are 2 and 2. Draw both groups. How many are there altogether?

3. The parts are 3 and 1. Draw both groups. How many are there altogether?

4. The parts are 4 and 2. Draw both groups. How many are there altogether?

5. Write a problem like question 1 with new numbers or objects. Solve it and show your work.

You can point, speak, draw, or write. Adults can note any help they give.



WORKSHEET OUTPOST | Kindergarten Math — Supported

Extra practice: put parts together

OW-K-005 E3 | Five questions

Success criteria
I can show what happens when I put groups together or take some away.

Name: _____ Date: _____

Work with a helper. Use objects, a number line, or a drawing to solve each problem.

1. The parts are 1 and 1. Draw both groups. How many are there altogether?

2. The parts are 2 and 2. Draw both groups. How many are there altogether?

3. The parts are 3 and 1. Draw both groups. How many are there altogether?

4. The parts are 4 and 2. Draw both groups. How many are there altogether?

5. Write a problem like question 1 with new numbers or objects. Solve it and show your work.

You can point, speak, draw, or write. Adults can note any help they give.



WORKSHEET OUTPOST | Kindergarten Math — Supported

Extra practice: put parts together

OW-K-005 E4 | Five questions

Success criteria
I can show what happens when I put groups together or take some away.

Name: _____ Date: _____

Ask an adult to show you how to start. Then finish the problem together.

1. The parts are 1 and 1. Draw both groups. How many are there altogether?

2. The parts are 2 and 2. Draw both groups. How many are there altogether?

3. The parts are 3 and 1. Draw both groups. How many are there altogether?

4. The parts are 4 and 2. Draw both groups. How many are there altogether?

5. Write a problem like question 1 with new numbers or objects. Solve it and show your work.

You can point, speak, draw, or write. Adults can note any help they give.



WORKSHEET OUTPOST | Kindergarten Math — Supported

Extra practice: put parts together

OW-K-005 E5 | Five questions

Success criteria
I can show what happens when I put groups together or take some away.

Name: _____ Date: _____

Try each problem. Tell an adult how you solved it. The adult can write down your answers.

1. The parts are 1 and 1. Draw both groups. How many are there altogether?

2. The parts are 2 and 2. Draw both groups. How many are there altogether?

3. The parts are 3 and 1. Draw both groups. How many are there altogether?

4. The parts are 4 and 2. Draw both groups. How many are there altogether?

5. Write a problem like question 1 with new numbers or objects. Solve it and show your work.

You can point, speak, draw, or write. Adults can note any help they give.