

WORKSHEET OUTPOST | Kindergarten Math — Supported

Extra practice: write addition equations

OW-K-007 E1 | Five questions

Name: _____ Date: _____

Success criteria

I can show what happens when I put groups together or take some away.

Listen as an adult reads each question. Use counters or draw a picture to solve it.

1. Write an addition equation for the picture.

○ + ○

2. Write an addition equation for the picture.

○ ○ + ○ ○

3. Write an addition equation for the picture.

○ ○ ○ + ○

4. Write an addition equation for the picture.

○ ○ ○ ○ + ○ ○

5. Write a problem like question 1 with new numbers or objects. Solve it and show your work.

You can point, speak, draw, or write. Adults can note any help they give.



WORKSHEET OUTPOST | Kindergarten Math — Supported

Extra practice: write addition equations

OW-K-007 E2 | Five questions

Name: _____ Date: _____

Success criteria

I can show what happens when I put groups together or take some away.

Work with a partner. Build a model, then say or write your answer.

1. Write an addition equation for the picture.

○ + ○

2. Write an addition equation for the picture.

○ ○ + ○ ○

3. Write an addition equation for the picture.

○ ○ ○ + ○

4. Write an addition equation for the picture.

○ ○ ○ ○ + ○ ○

5. Write a problem like question 1 with new numbers or objects. Solve it and show your work.

You can point, speak, draw, or write. Adults can note any help they give.



WORKSHEET OUTPOST | Kindergarten Math — Supported

Extra practice: write addition equations

OW-K-007 E3 | Five questions

Success criteria

I can show what happens when I put groups together or take some away.

Name: _____ Date: _____

Work with a helper. Use objects, a number line, or a drawing to solve each problem.

1. Write an addition equation for the picture.

○ + ○

2. Write an addition equation for the picture.

○ ○ + ○ ○

3. Write an addition equation for the picture.

○ ○ ○ + ○

4. Write an addition equation for the picture.

○ ○ ○ ○ + ○ ○

5. Write a problem like question 1 with new numbers or objects. Solve it and show your work.

You can point, speak, draw, or write. Adults can note any help they give.



WORKSHEET OUTPOST | Kindergarten Math — Supported

Extra practice: write addition equations

OW-K-007 E4 | Five questions

Name: _____ Date: _____

Success criteria

I can show what happens when I put groups together or take some away.

Ask an adult to show you how to start. Then finish the problem together.

1. Write an addition equation for the picture.

○ + ○

2. Write an addition equation for the picture.

○ ○ + ○ ○

3. Write an addition equation for the picture.

○ ○ ○ + ○

4. Write an addition equation for the picture.

○ ○ ○ ○ + ○ ○

5. Write a problem like question 1 with new numbers or objects. Solve it and show your work.

You can point, speak, draw, or write. Adults can note any help they give.



WORKSHEET OUTPOST | Kindergarten Math — Supported

Extra practice: write addition equations

OW-K-007 E5 | Five questions

Name: _____ Date: _____

Success criteria

I can show what happens when I put groups together or take some away.

Try each problem. Tell an adult how you solved it. The adult can write down your answers.

1. Write an addition equation for the picture.

○ + ○

2. Write an addition equation for the picture.

○ ○ + ○ ○

3. Write an addition equation for the picture.

○ ○ ○ + ○

4. Write an addition equation for the picture.

○ ○ ○ ○ + ○ ○

5. Write a problem like question 1 with new numbers or objects. Solve it and show your work.

You can point, speak, draw, or write. Adults can note any help they give.