

WORKSHEET OUTPOST | Kindergarten Math — Supported

Extra practice: squares, rectangles, and hexagons

OW-K-146 E1 | Five questions

Success criteria

I can name a shape even when it is turned or a different size.

Name: _____ Date: _____

Listen as an adult reads each question. Use counters or draw a picture to solve it.

1. Name the shape. Count its straight sides.



2. Name the shape. Count its straight sides.



3. Name the shape. Count its straight sides.



4. Name the shape. Count its straight sides.



5. Write a problem like question 1 with new numbers or objects. Solve it and show your work.

You can point, speak, draw, or write. Adults can note any help they give.



WORKSHEET OUTPOST | Kindergarten Math — Supported

Extra practice: squares, rectangles, and hexagons

OW-K-146 E2 | Five questions

Name: _____ Date: _____

Success criteria

I can name a shape even when it is turned or a different size.

Work with a partner. Build a model, then say or write your answer.

1. Name the shape. Count its straight sides.



2. Name the shape. Count its straight sides.



3. Name the shape. Count its straight sides.



4. Name the shape. Count its straight sides.



5. Write a problem like question 1 with new numbers or objects. Solve it and show your work.

You can point, speak, draw, or write. Adults can note any help they give.



WORKSHEET OUTPOST | Kindergarten Math — Supported

Extra practice: squares, rectangles, and hexagons

OW-K-146 E3 | Five questions

Success criteria

I can name a shape even when it is turned or a different size.

Name: _____ Date: _____

Work with a helper. Use objects, a number line, or a drawing to solve each problem.

1. Name the shape. Count its straight sides.



2. Name the shape. Count its straight sides.



3. Name the shape. Count its straight sides.



4. Name the shape. Count its straight sides.



5. Write a problem like question 1 with new numbers or objects. Solve it and show your work.

You can point, speak, draw, or write. Adults can note any help they give.



WORKSHEET OUTPOST | Kindergarten Math — Supported

Extra practice: squares, rectangles, and hexagons

OW-K-146 E4 | Five questions

Name: _____ Date: _____

Success criteria

I can name a shape even when it is turned or a different size.

Ask an adult to show you how to start. Then finish the problem together.

1. Name the shape. Count its straight sides.



2. Name the shape. Count its straight sides.



3. Name the shape. Count its straight sides.



4. Name the shape. Count its straight sides.



5. Write a problem like question 1 with new numbers or objects. Solve it and show your work.

You can point, speak, draw, or write. Adults can note any help they give.



WORKSHEET OUTPOST | Kindergarten Math — Supported

Extra practice: squares, rectangles, and hexagons

OW-K-146 E5 | Five questions

Success criteria

I can name a shape even when it is turned or a different size.

Name: _____ Date: _____

Try each problem. Tell an adult how you solved it. The adult can write down your answers.

1. Name the shape. Count its straight sides.



2. Name the shape. Count its straight sides.



3. Name the shape. Count its straight sides.



4. Name the shape. Count its straight sides.



5. Write a problem like question 1 with new numbers or objects. Solve it and show your work.

You can point, speak, draw, or write. Adults can note any help they give.