

WORKSHEET OUTPOST | Kindergarten Math — Supported

Extra practice: compare flat shapes

Success criteria
I can tell how two shapes are alike and different.

OW-K-139 E1 | Five questions

Name: _____ Date: _____

Listen as an adult reads each question. Use counters or draw a picture to solve it.

1. Count the sides and corners. Does turning it change the shape?



2. Count the sides and corners. Does turning it change the shape?



3. Count the sides and corners. Does turning it change the shape?



4. Count the sides and corners. Does turning it change the shape?



5. Draw a shape like one on this page. Name it and describe one thing you notice about it.

You can point, speak, draw, or write. Adults can note any help they give.



WORKSHEET OUTPOST | Kindergarten Math — Supported

Extra practice: compare flat shapes

Success criteria
I can tell how two shapes are alike and different.

OW-K-139 E2 | Five questions

Name: _____ Date: _____

Work with a partner. Build a model, then say or write your answer.

1. Count the sides and corners. Does turning it change the shape?



2. Count the sides and corners. Does turning it change the shape?



3. Count the sides and corners. Does turning it change the shape?



4. Count the sides and corners. Does turning it change the shape?



5. Draw a shape like one on this page. Name it and describe one thing you notice about it.

You can point, speak, draw, or write. Adults can note any help they give.



WORKSHEET OUTPOST | Kindergarten Math — Supported

Extra practice: compare flat shapes

OW-K-139 E3 | Five questions

Success criteria
I can tell how two shapes are alike and different.

Name: _____ Date: _____

Work with a helper. Use objects, a number line, or a drawing to solve each problem.

1. Count the sides and corners. Does turning it change the shape?



2. Count the sides and corners. Does turning it change the shape?



3. Count the sides and corners. Does turning it change the shape?



4. Count the sides and corners. Does turning it change the shape?



5. Draw a shape like one on this page. Name it and describe one thing you notice about it.

You can point, speak, draw, or write. Adults can note any help they give.



WORKSHEET OUTPOST | Kindergarten Math — Supported

Extra practice: compare flat shapes

Success criteria
I can tell how two shapes are alike and different.

OW-K-139 E4 | Five questions

Name: _____ Date: _____

Ask an adult to show you how to start. Then finish the problem together.

1. Count the sides and corners. Does turning it change the shape?



2. Count the sides and corners. Does turning it change the shape?



3. Count the sides and corners. Does turning it change the shape?



4. Count the sides and corners. Does turning it change the shape?



5. Draw a shape like one on this page. Name it and describe one thing you notice about it.

You can point, speak, draw, or write. Adults can note any help they give.



WORKSHEET OUTPOST | Kindergarten Math — Supported

Extra practice: compare flat shapes

OW-K-139 E5 | Five questions

Success criteria
I can tell how two shapes are alike and different.

Name: _____ Date: _____

Try each problem. Tell an adult how you solved it. The adult can write down your answers.

1. Count the sides and corners. Does turning it change the shape?



2. Count the sides and corners. Does turning it change the shape?



3. Count the sides and corners. Does turning it change the shape?



4. Count the sides and corners. Does turning it change the shape?



5. Draw a shape like one on this page. Name it and describe one thing you notice about it.

You can point, speak, draw, or write. Adults can note any help they give.