

WORKSHEET OUTPOST | Kindergarten Math — Supported

Extra practice: measure and explain

OW-K-114 E1 | Five questions

Success criteria
I can compare two objects and tell how their measurements differ.

Name: _____ Date: _____

Listen as an adult reads each question. Use counters or draw a picture to solve it.

1. Ribbons start at different places. How can you compare their lengths fairly?

2. A jug looks tall. Does that prove it holds more than a wide jar? Explain.

3. Is a big empty box always heavier than a small rock? How could you check?

4. Draw two towers. Circle the taller one. Explain how you compared their heights.

5. Write a problem like question 1 with new numbers or objects. Solve it and show your work.

You can point, speak, draw, or write. Adults can note any help they give.



WORKSHEET OUTPOST | Kindergarten Math — Supported

Extra practice: measure and explain

OW-K-114 E2 | Five questions

Success criteria
I can compare two objects and tell how their measurements differ.

Name: _____ Date: _____

Work with a partner. Build a model, then say or write your answer.

1. Ribbons start at different places. How can you compare their lengths fairly?

2. A jug looks tall. Does that prove it holds more than a wide jar? Explain.

3. Is a big empty box always heavier than a small rock? How could you check?

4. Draw two towers. Circle the taller one. Explain how you compared their heights.

5. Write a problem like question 1 with new numbers or objects. Solve it and show your work.

You can point, speak, draw, or write. Adults can note any help they give.



WORKSHEET OUTPOST | Kindergarten Math — Supported

Extra practice: measure and explain

OW-K-114 E3 | Five questions

Success criteria

I can compare two objects and tell how their measurements differ.

Name: _____ Date: _____

Work with a helper. Use objects, a number line, or a drawing to solve each problem.

1. Ribbons start at different places. How can you compare their lengths fairly?

2. A jug looks tall. Does that prove it holds more than a wide jar? Explain.

3. Is a big empty box always heavier than a small rock? How could you check?

4. Draw two towers. Circle the taller one. Explain how you compared their heights.

5. Write a problem like question 1 with new numbers or objects. Solve it and show your work.

You can point, speak, draw, or write. Adults can note any help they give.



WORKSHEET OUTPOST | Kindergarten Math — Supported

Extra practice: measure and explain

OW-K-114 E4 | Five questions

Success criteria
I can compare two objects and tell how their measurements differ.

Name: _____ Date: _____

Ask an adult to show you how to start. Then finish the problem together.

1. Ribbons start at different places. How can you compare their lengths fairly?

2. A jug looks tall. Does that prove it holds more than a wide jar? Explain.

3. Is a big empty box always heavier than a small rock? How could you check?

4. Draw two towers. Circle the taller one. Explain how you compared their heights.

5. Write a problem like question 1 with new numbers or objects. Solve it and show your work.

You can point, speak, draw, or write. Adults can note any help they give.



WORKSHEET OUTPOST | Kindergarten Math — Supported

Extra practice: measure and explain

OW-K-114 E5 | Five questions

Success criteria

I can compare two objects and tell how their measurements differ.

Name: _____ Date: _____

Try each problem. Tell an adult how you solved it. The adult can write down your answers.

1. Ribbons start at different places. How can you compare their lengths fairly?

2. A jug looks tall. Does that prove it holds more than a wide jar? Explain.

3. Is a big empty box always heavier than a small rock? How could you check?

4. Draw two towers. Circle the taller one. Explain how you compared their heights.

5. Write a problem like question 1 with new numbers or objects. Solve it and show your work.

You can point, speak, draw, or write. Adults can note any help they give.