

WORKSHEET OUTPOST | Grade 1 Math

A ten-step increase

Success criteria
I can add ten and explain which digit changes.

OW-G1-001 | Five questions

Name: _____ Date: _____

Read each problem or listen as someone reads it. Show your thinking with objects, pictures, words, or numbers.

1. What is 10 more than 24? Explain which digit changes.

2. What is 10 more than 35? Explain which digit changes.

3. What is 10 more than 46? Explain which digit changes.

4. What is 10 more than 58? Explain which digit changes.

5. Write a problem like question 1 with new numbers or objects. Solve it and show your work.

You can point, speak, draw, or write. Adults can note any help they give.



WORKSHEET OUTPOST | Grade 1 Math

Add by place-value parts

Success criteria
I can add two numbers using tens and ones.

OW-G1-002 | Five questions

Name: _____ Date: _____

Read each problem or listen as someone reads it. Show your thinking with objects, pictures, words, or numbers.

1. 24 + 13 = ___. Add tens and ones. Regroup if needed.

2. 35 + 22 = ___. Add tens and ones. Regroup if needed.

3. 46 + 17 = ___. Add tens and ones. Regroup if needed.

4. 58 + 15 = ___. Add tens and ones. Regroup if needed.

5. Write a problem like question 1 with new numbers or objects. Solve it and show your work.

You can point, speak, draw, or write. Adults can note any help they give.



WORKSHEET OUTPOST | Grade 1 Math

Add one to a known double

OW-G1-003 | Five questions

Success criteria
I can find a sum or a difference and check my answer.

Name: _____ Date: _____

Read each problem or listen as someone reads it. Show your thinking with objects, pictures, words, or numbers.

1. Use a double to solve 5 + 6. Write the double and the sum.

2. Use a double to solve 6 + 7. Write the double and the sum.

3. Use a double to solve 7 + 8. Write the double and the sum.

4. Use a double to solve 8 + 9. Write the double and the sum.

5. Write a problem like question 1 with new numbers or objects. Solve it and show your work.

You can point, speak, draw, or write. Adults can note any help they give.



WORKSHEET OUTPOST | Grade 1 Math

Addition stories through twenty

OW-G1-004 | Five questions

Success criteria
I can choose addition or subtraction to solve a story problem.

Name: _____ Date: _____

Read each problem or listen as someone reads it. Show your thinking with objects, pictures, words, or numbers.

1. A tray holds 8 red cups and 3 blue cups. How many cups are there in all? Show how you solved it.

2. A tray holds 9 red cups and 4 blue cups. How many cups are there in all? Show how you solved it.

3. A tray holds 7 red cups and 5 blue cups. How many cups are there in all? Show how you solved it.

4. A tray holds 9 red cups and 6 blue cups. How many cups are there in all? Show how you solved it.

5. Write a problem like question 1 with new numbers or objects. Solve it and show your work.

You can point, speak, draw, or write. Adults can note any help they give.



WORKSHEET OUTPOST | Grade 1 Math

Check another addition explanation

Success criteria
I can count on to add or count back to subtract.

OW-G1-005 | Five questions

Name: _____ Date: _____

Read each problem or listen as someone reads it. Show your thinking with objects, pictures, words, or numbers.

1. Kai counts 3 steps from 8, but counts 8 as the first step. Kai gets 10. Explain and fix the mistake.

2. Kai counts 4 steps from 9, but counts 9 as the first step. Kai gets 12. Explain and fix the mistake.

3. Kai counts 5 steps from 7, but counts 7 as the first step. Kai gets 11. Explain and fix the mistake.

4. Kai counts 6 steps from 9, but counts 9 as the first step. Kai gets 14. Explain and fix the mistake.

5. Write a problem like question 1 with new numbers or objects. Solve it and show your work.

You can point, speak, draw, or write. Adults can note any help they give.



WORKSHEET OUTPOST | Grade 1 Math

Choose a method for a sum

Success criteria
I can add two numbers using tens and ones.

OW-G1-006 | Five questions

Name: _____ Date: _____

Read each problem or listen as someone reads it. Show your thinking with objects, pictures, words, or numbers.

1. 24 + 13 = ___. Solve with two strategies and check that they agree.

2. 35 + 22 = ___. Solve with two strategies and check that they agree.

3. 46 + 17 = ___. Solve with two strategies and check that they agree.

4. 58 + 15 = ___. Solve with two strategies and check that they agree.

5. Write a problem like question 1 with new numbers or objects. Solve it and show your work.



WORKSHEET OUTPOST | Grade 1 Math

Combine bundles of ten

Success criteria
I can add two numbers using tens and ones.

OW-G1-007 | Five questions

Name: _____ Date: _____

Read each problem or listen as someone reads it. Show your thinking with objects, pictures, words, or numbers.

1. 20 + 20 = ___. Draw the extra tens rods.



2. 30 + 20 = ___. Draw the extra tens rods.



3. 40 + 20 = ___. Draw the extra tens rods.



4. 50 + 20 = ___. Draw the extra tens rods.



5. Write a problem like question 1 with new numbers or objects. Solve it and show your work.

You can point, speak, draw, or write. Adults can note any help they give.



WORKSHEET OUTPOST | Grade 1 Math

Combine tens-and-ones models

Success criteria
I can add two numbers using tens and ones.

OW-G1-008 | Five questions

Name: _____ Date: _____

Read each problem or listen as someone reads it. Show your thinking with objects, pictures, words, or numbers.

1. The model shows 24. Draw 13 more. Trade 10 ones for a ten if needed. Write the sum.



□□□□

2. The model shows 35. Draw 22 more. Trade 10 ones for a ten if needed. Write the sum.



□□□□□

3. The model shows 46. Draw 17 more. Trade 10 ones for a ten if needed. Write the sum.



□□□□□
□

4. The model shows 58. Draw 15 more. Trade 10 ones for a ten if needed. Write the sum.



□□□□□
□□□

5. Write a problem like question 1 with new numbers or objects. Solve it and show your work.

You can point, speak, draw, or write. Adults can note any help they give.



WORKSHEET OUTPOST | Grade 1 Math

Count forward for larger sums

Success criteria
I can count on to add or count back to subtract.

OW-G1-009 | Five questions

Name: _____ Date: _____

Read each problem or listen as someone reads it. Show your thinking with objects, pictures, words, or numbers.

1. 8 + 1 = ___. Count on from 8. Write each count.

2. 9 + 2 = ___. Count on from 9. Write each count.

3. 7 + 3 = ___. Count on from 7. Write each count.

4. 9 + 4 = ___. Count on from 9. Write each count.

5. Write a problem like question 1 with new numbers or objects. Solve it and show your work.

You can point, speak, draw, or write. Adults can note any help they give.



WORKSHEET OUTPOST | Grade 1 Math

Describe how you found a sum

OW-G1-010 | Five questions

Success criteria

I can find a sum or a difference and check my answer.

Name: _____ Date: _____

Read each problem or listen as someone reads it. Show your thinking with objects, pictures, words, or numbers.

1. Solve 8 + 3 in two ways. Show or tell why the sums match.

2. Solve 9 + 4 in two ways. Show or tell why the sums match.

3. Solve 7 + 5 in two ways. Show or tell why the sums match.

4. Solve 9 + 6 in two ways. Show or tell why the sums match.

5. Write a problem like question 1 with new numbers or objects. Solve it and show your work.

You can point, speak, draw, or write. Adults can note any help they give.



WORKSHEET OUTPOST | Grade 1 Math

Draw a two-digit addition model

Success criteria
I can add two numbers using tens and ones.

OW-G1-011 | Five questions

Name: _____ Date: _____

Read each problem or listen as someone reads it. Show your thinking with objects, pictures, words, or numbers.

1. A class has 24 books and gets 13 more. Draw a model and write an equation for the total.

2. A class has 35 books and gets 22 more. Draw a model and write an equation for the total.

3. A class has 46 books and gets 17 more. Draw a model and write an equation for the total.

4. A class has 58 books and gets 15 more. Draw a model and write an equation for the total.

5. Write a problem like question 1 with new numbers or objects. Solve it and show your work.

You can point, speak, draw, or write. Adults can note any help they give.



WORKSHEET OUTPOST | Grade 1 Math

Draw forward jumps for sums

Success criteria
I can count on to add or count back to subtract.

OW-G1-012 | Five questions

Name: _____ Date: _____

Read each problem or listen as someone reads it. Show your thinking with objects, pictures, words, or numbers.

1. 8 + 3 = ___. Label the start and draw hops on the open line.

2. 9 + 4 = ___. Label the start and draw hops on the open line.

3. 7 + 5 = ___. Label the start and draw hops on the open line.

4. 9 + 6 = ___. Label the start and draw hops on the open line.

5. Write a problem like question 1 with new numbers or objects. Solve it and show your work.

You can point, speak, draw, or write. Adults can note any help they give.



WORKSHEET OUTPOST | Grade 1 Math

Draw jumps for two-digit sums

Success criteria
I can add two numbers using tens and ones.

OW-G1-013 | Five questions

Name: _____ Date: _____

Read each problem or listen as someone reads it. Show your thinking with objects, pictures, words, or numbers.

1. 24 + 13 = ___. Label jumps for tens and ones.

2. 35 + 22 = ___. Label jumps for tens and ones.

3. 46 + 17 = ___. Label jumps for tens and ones.

4. 58 + 15 = ___. Label jumps for tens and ones.

5. Write a problem like question 1 with new numbers or objects. Solve it and show your work.

You can point, speak, draw, or write. Adults can note any help they give.



WORKSHEET OUTPOST | Grade 1 Math

Equal-addend sums through twenty

OW-G1-014 | Five questions

Success criteria
I can find a sum or a difference and check my answer.

Name: _____ Date: _____

Read each problem or listen as someone reads it. Show your thinking with objects, pictures, words, or numbers.

1. 6 + 6 = ___. Show equal groups.

2. 7 + 7 = ___. Show equal groups.

3. 8 + 8 = ___. Show equal groups.

4. 9 + 9 = ___. Show equal groups.

5. Write a problem like question 1 with new numbers or objects. Solve it and show your work.

You can point, speak, draw, or write. Adults can note any help they give.



WORKSHEET OUTPOST | Grade 1 Math

Extra practice: add groups of ten

Success criteria
I can add two numbers using tens and ones.

OW-G1-015 | Five questions

Name: _____ Date: _____

Read each problem or listen as someone reads it. Show your thinking with objects, pictures, words, or numbers.

1. 20 + 10 = ____
Draw tens and ones to show your work.

2. 30 + 10 = ____
Draw tens and ones to show your work.

3. 40 + 10 = ____
Draw tens and ones to show your work.

4. 50 + 10 = ____
Draw tens and ones to show your work.

5. 60 + 10 = ____
Draw tens and ones to show your work.

You can point, speak, draw, or write. Adults can note any help they give.



WORKSHEET OUTPOST | Grade 1 Math

Extra practice: add several tens

Success criteria
I can add two numbers using tens and ones.

OW-G1-016 | Five questions

Name: _____ Date: _____

Read each problem or listen as someone reads it. Show your thinking with objects, pictures, words, or numbers.

1. 20 + 10 = ____
Draw tens and ones to show your work.

2. 31 + 20 = ____
Draw tens and ones to show your work.

3. 42 + 10 = ____
Draw tens and ones to show your work.

4. 53 + 20 = ____
Draw tens and ones to show your work.

5. 64 + 10 = ____
Draw tens and ones to show your work.

You can point, speak, draw, or write. Adults can note any help they give.



WORKSHEET OUTPOST | Grade 1 Math

Extra practice: add ten to a number

OW-G1-017 | Five questions

Success criteria
I can add two numbers using tens and ones.

Name: _____ Date: _____

Read each problem or listen as someone reads it. Show your thinking with objects, pictures, words, or numbers.

1. 20 + 10 = ____
Draw tens and ones to show your work.

2. 31 + 10 = ____
Draw tens and ones to show your work.

3. 42 + 10 = ____
Draw tens and ones to show your work.

4. 53 + 10 = ____
Draw tens and ones to show your work.

5. 64 + 10 = ____
Draw tens and ones to show your work.

You can point, speak, draw, or write. Adults can note any help they give.



WORKSHEET OUTPOST | Grade 1 Math

Extra practice: addition stories

Success criteria
I can add two numbers using tens and ones.

OW-G1-018 | Five questions

Name: _____ Date: _____

Read each problem or listen as someone reads it. Show your thinking with objects, pictures, words, or numbers.

1. A bin has 20 blocks. Add 10 more. How many blocks are in the bin now?

2. A bin has 31 blocks. Add 20 more. How many blocks are in the bin now?

3. A bin has 42 blocks. Add 10 more. How many blocks are in the bin now?

4. A bin has 53 blocks. Add 20 more. How many blocks are in the bin now?

5. A bin has 64 blocks. Add 10 more. How many blocks are in the bin now?

You can point, speak, draw, or write. Adults can note any help they give.



WORKSHEET OUTPOST | Grade 1 Math

Extra practice: choose a strategy

OW-G1-019 | Five questions

Success criteria
I can find a sum or a difference and check my answer.

Name: _____ Date: _____

Read each problem or listen as someone reads it. Show your thinking with objects, pictures, words, or numbers.

1. 9 + 4 = ____ Show the strategy you used.

2. 8 + 5 = ____ Show the strategy you used.

3. 7 + 6 = ____ Show the strategy you used.

4. 9 + 7 = ____ Show the strategy you used.

5. 8 + 4 = ____ Show the strategy you used.

You can point, speak, draw, or write. Adults can note any help they give.



WORKSHEET OUTPOST | Grade 1 Math

Extra practice: count on

Success criteria
I can count on to add or count back to subtract.

OW-G1-020 | Five questions

Name: _____ Date: _____

Read each problem or listen as someone reads it. Show your thinking with objects, pictures, words, or numbers.

1. 8 + 1 = ____
Show how you count on.

2. 9 + 2 = ____
Show how you count on.

3. 10 + 3 = ____
Show how you count on.

4. 11 + 1 = ____
Show how you count on.

5. 8 + 2 = ____
Show how you count on.

You can point, speak, draw, or write. Adults can note any help they give.



WORKSHEET OUTPOST | Grade 1 Math

Extra practice: doubles

Success criteria
I can find a sum or a difference and check my answer.

OW-G1-021 | Five questions

Name: _____ Date: _____

Read each problem or listen as someone reads it. Show your thinking with objects, pictures, words, or numbers.

1. 4 + 4 = ____
Show how you use a double.

2. 5 + 5 = ____
Show how you use a double.

3. 6 + 6 = ____
Show how you use a double.

4. 7 + 7 = ____
Show how you use a double.

5. 8 + 8 = ____
Show how you use a double.

You can point, speak, draw, or write. Adults can note any help they give.



WORKSHEET OUTPOST | Grade 1 Math

Extra practice: make ten

Success criteria
I can find a sum or a difference and check my answer.

OW-G1-022 | Five questions

Name: _____ Date: _____

Read each problem or listen as someone reads it. Show your thinking with objects, pictures, words, or numbers.

1. 9 + 4 = ____
Show how you make ten.

2. 8 + 5 = ____
Show how you make ten.

3. 7 + 6 = ____
Show how you make ten.

4. 9 + 7 = ____
Show how you make ten.

5. 8 + 4 = ____
Show how you make ten.

You can point, speak, draw, or write. Adults can note any help they give.



WORKSHEET OUTPOST | Grade 1 Math

Extra practice: missing tens

Success criteria
I can add two numbers using tens and ones.

OW-G1-023 | Five questions

Name: _____ Date: _____

Read each problem or listen as someone reads it. Show your thinking with objects, pictures, words, or numbers.

1. 20 + ____ = 30

2. 31 + ____ = 51

3. 42 + ____ = 52

4. 53 + ____ = 73

5. 64 + ____ = 74

You can point, speak, draw, or write. Adults can note any help they give.



WORKSHEET OUTPOST | Grade 1 Math

Extra practice: near doubles

Success criteria
I can find a sum or a difference and check my answer.

OW-G1-024 | Five questions

Name: _____ Date: _____

Read each problem or listen as someone reads it. Show your thinking with objects, pictures, words, or numbers.

1. 3 + 4 = ____
Show how you use a near double.

2. 4 + 5 = ____
Show how you use a near double.

3. 5 + 6 = ____
Show how you use a near double.

4. 6 + 7 = ____
Show how you use a near double.

5. 7 + 8 = ____
Show how you use a near double.

You can point, speak, draw, or write. Adults can note any help they give.



WORKSHEET OUTPOST | Grade 1 Math

Fill ten before adding the rest

Success criteria
I can find a sum or a difference and check my answer.

OW-G1-025 | Five questions

Name: _____ Date: _____

Read each problem or listen as someone reads it. Show your thinking with objects, pictures, words, or numbers.

1. Make 10 to solve 8 + 3. Draw dots. Show how you split an addend.



2. Make 10 to solve 9 + 4. Draw dots. Show how you split an addend.



3. Make 10 to solve 7 + 5. Draw dots. Show how you split an addend.



4. Make 10 to solve 9 + 6. Draw dots. Show how you split an addend.



5. Write a problem like question 1 with new numbers or objects. Solve it and show your work.

You can point, speak, draw, or write. Adults can note any help they give.



WORKSHEET OUTPOST | Grade 1 Math

Find sums on a hundred chart

OW-G1-026 | Five questions

Success criteria
I can move by tens and ones on a number chart to find a sum.

Name: _____ Date: _____

Read each problem or listen as someone reads it. Show your thinking with objects, pictures, words, or numbers.

1. Use the number chart to solve 24 + 13. Move down for tens, then forward for ones.

2. Use the number chart to solve 35 + 22. Move down for tens, then forward for ones.

3. Use the number chart to solve 46 + 17. Move down for tens, then forward for ones.

4. Use the number chart to solve 58 + 15. Move down for tens, then forward for ones.

5. Write a problem like question 1 with new numbers or objects. Solve it and show your work.

You can point, speak, draw, or write. Adults can note any help they give.



Success criteria
I can find a number on the chart and use the rows and columns to count on or back.

C100 Number chart: 1 to 100

Count forward by ones. Move down one row to add 10; move up to subtract 10.

1	2	3	4	5	6	7	8	9	10
11	12	13	14	15	16	17	18	19	20
21	22	23	24	25	26	27	28	29	30
31	32	33	34	35	36	37	38	39	40
41	42	43	44	45	46	47	48	49	50
51	52	53	54	55	56	57	58	59	60
61	62	63	64	65	66	67	68	69	70
71	72	73	74	75	76	77	78	79	80
81	82	83	84	85	86	87	88	89	90
91	92	93	94	95	96	97	98	99	100



WORKSHEET OUTPOST | Grade 1 Math

More sums built around ten

OW-G1-027 | Five questions

Success criteria
I can find a sum or a difference and check my answer.

Name: _____ Date: _____

Read each problem or listen as someone reads it. Show your thinking with objects, pictures, words, or numbers.

1. Make 10 to solve 3 + 8. Draw dots. Show how you split an addend.



2. Make 10 to solve 4 + 9. Draw dots. Show how you split an addend.



3. Make 10 to solve 5 + 7. Draw dots. Show how you split an addend.



4. Make 10 to solve 6 + 9. Draw dots. Show how you split an addend.



5. Write a problem like question 1 with new numbers or objects. Solve it and show your work.

You can point, speak, draw, or write. Adults can note any help they give.



WORKSHEET OUTPOST | Grade 1 Math

Trade ten ones for a ten

Success criteria
I can add two numbers using tens and ones.

OW-G1-028 | Five questions

Name: _____ Date: _____

Read each problem or listen as someone reads it. Show your thinking with objects, pictures, words, or numbers.

1. 28 + 5 = ___. Add enough ones to reach the next ten, then add the rest.

2. 36 + 7 = ___. Add enough ones to reach the next ten, then add the rest.

3. 47 + 6 = ___. Add enough ones to reach the next ten, then add the rest.

4. 59 + 4 = ___. Add enough ones to reach the next ten, then add the rest.

5. Write a problem like question 1 with new numbers or objects. Solve it and show your work.

You can point, speak, draw, or write. Adults can note any help they give.