

WORKSHEET OUTPOST | Grade 1 Math

Explain a conclusion from data

OW-G1-041 | Five questions

Success criteria
I can read a graph and use the counts to answer a question.

Name: _____ Date: _____

Read each problem or listen as someone reads it. Show your thinking with objects, pictures, words, or numbers.

1. Lee says the total is 8 votes. Count another way to check and explain.

Cats	○ ○
Dogs	○ ○ ○ ○
Fish	○

Each circle = 1 vote.

2. Lee says the total is 11 votes. Count another way to check and explain.

Cats	○ ○ ○
Dogs	○ ○ ○ ○ ○
Fish	○ ○

Each circle = 1 vote.

3. Lee says the total is 14 votes. Count another way to check and explain.

Cats	○ ○ ○ ○
Dogs	○ ○ ○ ○ ○ ○
Fish	○ ○ ○

Each circle = 1 vote.

4. Lee says the total is 17 votes. Count another way to check and explain.

Cats	○ ○ ○ ○ ○
Dogs	○ ○ ○ ○ ○ ○ ○
Fish	○ ○ ○ ○

Each circle = 1 vote.

5. Write a problem like question 1 with new numbers or objects. Solve it and show your work.

You can point, speak, draw, or write. Adults can note any help they give.



WORKSHEET OUTPOST | Grade 1 Math

Extra practice: add category totals

OW-G1-042 | Five questions

Success criteria

I can use the counts in a graph or table to answer a question.

Name: _____ Date: _____

Read each problem or listen as someone reads it. Show your thinking with objects, pictures, words, or numbers.

1. How many votes did cats and fish get in all?

Cats ○ ○
Dogs ○ ○ ○ ○
Fish ○

Each circle = 1 vote.

2. How many votes did cats and fish get in all?

Cats ○ ○ ○
Dogs ○ ○ ○ ○ ○
Fish ○ ○

Each circle = 1 vote.

3. How many votes did cats and fish get in all?

Cats ○ ○ ○ ○
Dogs ○ ○ ○ ○ ○ ○
Fish ○

Each circle = 1 vote.

4. How many votes did cats and fish get in all?

Cats ○ ○ ○ ○ ○
Dogs ○ ○ ○ ○
Fish ○ ○

Each circle = 1 vote.

5. How many votes did cats and fish get in all?

Cats ○ ○
Dogs ○ ○ ○ ○ ○
Fish ○

Each circle = 1 vote.

You can point, speak, draw, or write. Adults can note any help they give.



WORKSHEET OUTPOST | Grade 1 Math

Extra practice: compare categories

OW-G1-043 | Five questions

Success criteria
I can use the counts in a graph or table to answer a question.

Name: _____ Date: _____

Read each problem or listen as someone reads it. Show your thinking with objects, pictures, words, or numbers.

1. How many more votes did dogs get than fish?

Cats	○ ○
Dogs	○ ○ ○ ○
Fish	○

Each circle = 1 vote.

2. How many more votes did dogs get than fish?

Cats	○ ○ ○
Dogs	○ ○ ○ ○ ○
Fish	○ ○

Each circle = 1 vote.

3. How many more votes did dogs get than fish?

Cats	○ ○ ○ ○
Dogs	○ ○ ○ ○ ○ ○
Fish	○

Each circle = 1 vote.

4. How many more votes did dogs get than fish?

Cats	○ ○ ○ ○ ○
Dogs	○ ○ ○ ○
Fish	○ ○

Each circle = 1 vote.

5. How many more votes did dogs get than fish?

Cats	○ ○
Dogs	○ ○ ○ ○ ○
Fish	○

Each circle = 1 vote.



WORKSHEET OUTPOST | Grade 1 Math

Extra practice: count and record

OW-G1-044 | Five questions

Success criteria
I can use the counts in a graph or table to answer a question.

Name: _____ Date: _____

Read each problem or listen as someone reads it. Show your thinking with objects, pictures, words, or numbers.

1. Make a tally row for Cats, Dogs, and Fish. Write each total.

Cats ○ ○
Dogs ○ ○ ○ ○
Fish ○

Each circle = 1 vote.

2. Make a tally row for Cats, Dogs, and Fish. Write each total.

Cats ○ ○ ○
Dogs ○ ○ ○ ○ ○
Fish ○ ○

Each circle = 1 vote.

3. Make a tally row for Cats, Dogs, and Fish. Write each total.

Cats ○ ○ ○ ○
Dogs ○ ○ ○ ○ ○ ○
Fish ○

Each circle = 1 vote.

4. Make a tally row for Cats, Dogs, and Fish. Write each total.

Cats ○ ○ ○ ○ ○
Dogs ○ ○ ○ ○
Fish ○ ○

Each circle = 1 vote.

5. Make a tally row for Cats, Dogs, and Fish. Write each total.

Cats ○ ○
Dogs ○ ○ ○ ○ ○
Fish ○

Each circle = 1 vote.

You can point, speak, draw, or write. Adults can note any help they give.



WORKSHEET OUTPOST | Grade 1 Math

Extra practice: read picture data

OW-G1-045 | Five questions

Success criteria
I can use the counts in a graph or table to answer a question.

Name: _____ Date: _____

Read each problem or listen as someone reads it. Show your thinking with objects, pictures, words, or numbers.

1. How many votes did cats get?

Cats	○ ○
Dogs	○ ○ ○ ○
Fish	○

Each circle = 1 vote.

2. How many votes did dogs get?

Cats	○ ○ ○
Dogs	○ ○ ○ ○ ○
Fish	○ ○

Each circle = 1 vote.

3. How many votes are for Fish?

Cats	○ ○ ○ ○
Dogs	○ ○ ○ ○ ○ ○
Fish	○

Each circle = 1 vote.

4. How many votes did cats get?

Cats	○ ○ ○ ○ ○
Dogs	○ ○ ○ ○
Fish	○ ○

Each circle = 1 vote.

5. How many votes did dogs get?

Cats	○ ○
Dogs	○ ○ ○ ○ ○
Fish	○

Each circle = 1 vote.



WORKSHEET OUTPOST | Grade 1 Math

Extra practice: solve data questions

OW-G1-046 | Five questions

Success criteria
I can use the counts in a graph or table to answer a question.

Name: _____ Date: _____

Read each problem or listen as someone reads it. Show your thinking with objects, pictures, words, or numbers.

1. How many votes are there in all?

Cats ○ ○
Dogs ○ ○ ○ ○
Fish ○

Each circle = 1 vote.

2. How many votes are there in all?

Cats ○ ○ ○
Dogs ○ ○ ○ ○ ○
Fish ○ ○

Each circle = 1 vote.

3. How many votes are there in all?

Cats ○ ○ ○ ○
Dogs ○ ○ ○ ○ ○ ○
Fish ○

Each circle = 1 vote.

4. How many votes are there in all?

Cats ○ ○ ○ ○ ○
Dogs ○ ○ ○ ○
Fish ○ ○

Each circle = 1 vote.

5. How many votes are there in all?

Cats ○ ○
Dogs ○ ○ ○ ○ ○
Fish ○

Each circle = 1 vote.

You can point, speak, draw, or write. Adults can note any help they give.



WORKSHEET OUTPOST | Grade 1 Math

Make a class data display

OW-G1-047 | Five questions

Success criteria

I can read a graph and use the counts to answer a question.

Name: _____ Date: _____

Read each problem or listen as someone reads it. Show your thinking with objects, pictures, words, or numbers.

1. The votes show which pets people chose. Make a tally chart with three labeled rows.

Cats ○ ○
Dogs ○ ○ ○ ○
Fish ○

Each circle = 1 vote.

2. The votes show which pets people chose. Make a tally chart with three labeled rows.

Cats ○ ○ ○
Dogs ○ ○ ○ ○ ○
Fish ○ ○

Each circle = 1 vote.

3. The votes show which pets people chose. Make a tally chart with three labeled rows.

Cats ○ ○ ○ ○
Dogs ○ ○ ○ ○ ○ ○
Fish ○ ○ ○

Each circle = 1 vote.

4. Ask four people to choose Cats, Dogs, or Fish. Record one tally for each vote. Write the three totals.

5. Write a problem like question 1 with new numbers or objects. Solve it and show your work.



WORKSHEET OUTPOST | Grade 1 Math

More questions about data

OW-G1-048 | Five questions

Success criteria

I can read a graph and use the counts to answer a question.

Name: _____ Date: _____

Read each problem or listen as someone reads it. Show your thinking with objects, pictures, words, or numbers.

1. How many more votes did dogs get than fish?

Cats	○ ○
Dogs	○ ○ ○ ○
Fish	○

Each circle = 1 vote.

2. How many votes did cats and fish get together?

Cats	○ ○ ○
Dogs	○ ○ ○ ○ ○
Fish	○ ○

Each circle = 1 vote.

3. How many fewer votes did cats get than dogs?

Cats	○ ○ ○ ○
Dogs	○ ○ ○ ○ ○ ○
Fish	○ ○ ○

Each circle = 1 vote.

4. How many more votes do fish need to tie with dogs?

Cats	○ ○ ○ ○ ○
Dogs	○ ○ ○ ○ ○ ○ ○
Fish	○ ○ ○ ○

Each circle = 1 vote.

5. Write a problem like question 1 with new numbers or objects. Solve it and show your work.



WORKSHEET OUTPOST | Grade 1 Math

Questions about a data display

OW-G1-049 | Five questions

Success criteria
I can read a graph and use the counts to answer a question.

Name: _____ Date: _____

Read each problem or listen as someone reads it. Show your thinking with objects, pictures, words, or numbers.

1. How many votes did cats get?

Cats	○ ○
Dogs	○ ○ ○ ○
Fish	○

Each circle = 1 vote.

2. Which pet has the most votes?

Cats	○ ○ ○
Dogs	○ ○ ○ ○ ○
Fish	○ ○

Each circle = 1 vote.

3. How many votes are there altogether?

Cats	○ ○ ○ ○
Dogs	○ ○ ○ ○ ○ ○
Fish	○ ○ ○

Each circle = 1 vote.

4. Which pet has the fewest votes?

Cats	○ ○ ○ ○ ○
Dogs	○ ○ ○ ○ ○ ○ ○
Fish	○ ○ ○ ○

Each circle = 1 vote.

5. Write a problem like question 1 with new numbers or objects. Solve it and show your work.



WORKSHEET OUTPOST | Grade 1 Math

Sort answers into three groups

OW-G1-050 | Five questions

Success criteria
I can sort the objects into groups and count how many are in each group.

Name: _____ Date: _____

Read each problem or listen as someone reads it. Show your thinking with objects, pictures, words, or numbers.

1. Sort the shapes into three categories. Write a count for circles, squares, and triangles.

○ □ □ △ ○ □ □

2. Sort the shapes into three categories. Write a count for circles, squares, and triangles.

○ ○ □ □ △ ○ □ □
□ △

3. Sort the shapes into three categories. Write a count for circles, squares, and triangles.

○ ○ □ □ □ △ △ ○
○ □ □ □ △

4. Sort the shapes into three categories. Write a count for circles, squares, and triangles.

○ ○ ○ □ □ □ △ △
○ ○ □ □ □ □ △ △

5. Draw three objects. Sort them into groups and explain your rule.

You can point, speak, draw, or write. Adults can note any help they give.