

WORKSHEET OUTPOST | Grade 1 Math

Getting ready: Comparing Numbers Through 10

OW-G1-096 | Five questions

Success criteria

I can tell which group has more, which has fewer, or if they are equal.

Name: _____ Date: _____

Read each problem or listen as someone reads it. Show your thinking with objects, pictures, words, or numbers.

1. Count each group and write its number. Circle the greater number.

A

○ ○ ○ ○ ○
○ ○

B

○ ○ ○ ○ ○
○ ○ ○

2. Count each group and write its number. Circle the greater number.

A

○ ○ ○ ○ ○
○ ○ ○ ○

B

○ ○ ○ ○ ○
○

3. Count each group and write its number. Circle the greater number.

A

○ ○ ○ ○ ○

B

○ ○ ○ ○ ○
○ ○ ○ ○ ○

4. Count each group and write its number. Circle the greater number.

A

○ ○ ○ ○ ○
○ ○ ○

B

○ ○ ○ ○

5. Write a problem like question 1 with new numbers or objects. Solve it and show your work.

You can point, speak, draw, or write. Adults can note any help they give.



WORKSHEET OUTPOST | Grade 1 Math

Getting ready: Comparing Numbers Through 5

OW-G1-097 | Five questions

Success criteria

I can tell which group has more, which has fewer, or if they are equal.

Name: _____ Date: _____

Read each problem or listen as someone reads it. Show your thinking with objects, pictures, words, or numbers.

1. Count each group and write its number. Circle the smaller number.

A

B

○ ○ ○

2. Count each group and write its number. Circle the smaller number.

A

○ ○

B

○ ○ ○ ○

3. Count each group and write its number. Circle the smaller number.

A

○ ○ ○ ○ ○

B

○

4. Count each group and write its number. Circle the smaller number.

A

○ ○ ○

B

○ ○

5. Write a problem like question 1 with new numbers or objects. Solve it and show your work.

You can point, speak, draw, or write. Adults can note any help they give.



WORKSHEET OUTPOST | Grade 1 Math

Getting ready: Counting and Writing to 9

OW-G1-098 | Five questions

Success criteria
I can count each object once and tell how many there are.

Name: _____ Date: _____

Read each problem or listen as someone reads it. Show your thinking with objects, pictures, words, or numbers.

1. Count the dots and write the number.

○ ○ ○ ○
○

2. Count the dots and write the number.

○ ○ ○ ○
○ ○ ○

3. Count the dots and write the number.

○ ○ ○ ○
○ ○ ○ ○
○

4. Count the dots and write the number.

○ ○ ○ ○
○ ○

5. Write a problem like question 1 with new numbers or objects. Solve it and show your work.

You can point, speak, draw, or write. Adults can note any help they give.



WORKSHEET OUTPOST | Grade 1 Math

Getting ready: Finding Missing Parts of Numbers 6 to 9

OW-G1-099 | Five questions

Success criteria

I can find the missing part in an addition story.

Name: _____ Date: _____

Read each problem or listen as someone reads it. Show your thinking with objects, pictures, words, or numbers.

1. There are 6 blocks. 2 are in a box. How many are outside? Complete 2 + ___ = 6.

2. There are 7 blocks. 3 are in a box. How many are outside? Complete 3 + ___ = 7.

3. There are 8 blocks. 4 are in a box. How many are outside? Complete 4 + ___ = 8.

4. There are 9 blocks. 5 are in a box. How many are outside? Complete 5 + ___ = 9.

5. Write a problem like question 1 with new numbers or objects. Solve it and show your work.

You can point, speak, draw, or write. Adults can note any help they give.



WORKSHEET OUTPOST | Grade 1 Math

Getting ready: Making Numbers 6 to 9

OW-G1-100 | Five questions

Success criteria
I can show two parts that make the same whole.

Name: _____ Date: _____

Read each problem or listen as someone reads it. Show your thinking with objects, pictures, words, or numbers.

1. Write the two parts and the whole.

○ ○ ○ ○ ○ ○

2. Write the two parts and the whole.

○ ○ ○ ○ ○ ○ ○

3. Write the two parts and the whole.

○ ○ ○ ○ ○ ○ ○ ○

4. Write the two parts and the whole.

○ ○ ○ ○ ○ ○ ○ ○ ○

5. Write a problem like question 1 with new numbers or objects. Solve it and show your work.

You can point, speak, draw, or write. Adults can note any help they give.



WORKSHEET OUTPOST | Grade 1 Math

Getting ready: Numeral practice 0 to 4

OW-G1-101 | Five questions

Success criteria
I can write the number and show a group that matches it.

Name: _____ Date: _____

Read each problem or listen as someone reads it. Show your thinking with objects, pictures, words, or numbers.

1. Trace each dotted number. Then write it two more times on the guidelines.



2. Trace each dotted number. Then write it two more times on the guidelines.



3. Trace each dotted number. Then write it two more times on the guidelines.



4. Trace each dotted number. Then write it two more times on the guidelines.



5. Write a problem like question 1 with new numbers or objects. Solve it and show your work.

You can point, speak, draw, or write. Adults can note any help they give.



WORKSHEET OUTPOST | Grade 1 Math

Getting ready: Numeral practice 5 to 9

OW-G1-102 | Five questions

Success criteria
I can write the number and show a group that matches it.

Name: _____ Date: _____

Read each problem or listen as someone reads it. Show your thinking with objects, pictures, words, or numbers.

1. Trace each dotted number. Then write it two more times on the guidelines.

5 5 5

6 6 6

2. Trace each dotted number. Then write it two more times on the guidelines.

7 7 7

3. Trace each dotted number. Then write it two more times on the guidelines.

8 8 8

4. Trace each dotted number. Then write it two more times on the guidelines.

9 9 9

5. Write a problem like question 1 with new numbers or objects. Solve it and show your work.

You can point, speak, draw, or write. Adults can note any help they give.



WORKSHEET OUTPOST | Grade 1 Math

Getting ready: Shapes

OW-G1-103 | Five questions

Success criteria

I can name a shape even when it is turned or a different size.

Name: _____ Date: _____

Read each problem or listen as someone reads it. Show your thinking with objects, pictures, words, or numbers.

1. Name the shape. Draw another one turned a different way.



2. Name the shape. Draw another one turned a different way.



3. Name the shape. Draw another one turned a different way.



4. Name the shape. Draw another one turned a different way.



5. Draw a shape like one on this page. Name it and describe one thing you notice about it.

You can point, speak, draw, or write. Adults can note any help they give.