

WORKSHEET OUTPOST | Grade 1 Math

Bundles of ten

OW-G1-114 | Five questions

Success criteria

I can show how many tens and ones are in a number.

Name: _____ Date: _____

Read each problem or listen as someone reads it. Show your thinking with objects, pictures, words, or numbers.

1. 2 groups of 10 = ___. Draw tens rods.

2. 3 groups of 10 = ___. Draw tens rods.

3. 4 groups of 10 = ___. Draw tens rods.

4. 5 groups of 10 = ___. Draw tens rods.

5. Write a problem like question 1 with new numbers or objects. Solve it and show your work.

You can point, speak, draw, or write. Adults can note any help they give.



WORKSHEET OUTPOST | Grade 1 Math

Choose a comparison sign

Success criteria
I can compare two numbers by looking at their place values.

OW-G1-115 | Five questions

Name: _____ Date: _____

Read each problem or listen as someone reads it. Show your thinking with objects, pictures, words, or numbers.

1. 34 ___ 43. Write >, <, or =. Read the statement aloud.

2. 57 ___ 52. Write >, <, or =. Read the statement aloud.

3. 62 ___ 62. Write >, <, or =. Read the statement aloud.

4. 85 ___ 79. Write >, <, or =. Read the statement aloud.

5. Write a problem like question 1 with new numbers or objects. Solve it and show your work.

You can point, speak, draw, or write. Adults can note any help they give.



WORKSHEET OUTPOST | Grade 1 Math

Count bundles and loose objects

OW-G1-116 | Five questions

Success criteria
I can show how many tens and ones are in a number.

Name: _____ Date: _____

Read each problem or listen as someone reads it. Show your thinking with objects, pictures, words, or numbers.

1. Count the tens rods and ones. Write the number.



2. Count the tens rods and ones. Write the number.



3. Count the tens rods and ones. Write the number.



4. Count the tens rods and ones. Write the number.



5. Write a problem like question 1 with new numbers or objects. Solve it and show your work.

You can point, speak, draw, or write. Adults can note any help they give.



WORKSHEET OUTPOST | Grade 1 Math

Explain a two-digit comparison

OW-G1-117 | Five questions

Success criteria
I can compare two numbers by looking at their place values.

Name: _____ Date: _____

Read each problem or listen as someone reads it. Show your thinking with objects, pictures, words, or numbers.

1. Jo says 34 is greater than 43. Use tens and ones to decide if Jo is correct.

2. Jo says 57 is greater than 52. Use tens and ones to decide if Jo is correct.

3. Jo says 62 is greater than 62. Use tens and ones to decide if Jo is correct.

4. Jo says 85 is greater than 79. Use tens and ones to decide if Jo is correct.

5. Write a problem like question 1 with new numbers or objects. Solve it and show your work.

You can point, speak, draw, or write. Adults can note any help they give.



WORKSHEET OUTPOST | Grade 1 Math

Explain how bundles work

Success criteria
I can show how many tens and ones are in a number.

OW-G1-118 | Five questions

Name: _____ Date: _____

Read each problem or listen as someone reads it. Show your thinking with objects, pictures, words, or numbers.

1. Bo says 2 tens and 3 ones is 32. Explain the mistake.

2. Bo says 3 tens and 6 ones is 63. Explain the mistake.

3. Bo says 4 tens and 1 one is 14. Explain the mistake.

4. Bo says 5 tens and 8 ones is 85. Explain the mistake.

5. Write a problem like question 1 with new numbers or objects. Solve it and show your work.

You can point, speak, draw, or write. Adults can note any help they give.



WORKSHEET OUTPOST | Grade 1 Math

Extra practice: break apart numbers

OW-G1-119 | Five questions

Success criteria
I can show how many tens and ones are in a number.

Name: _____ Date: _____

Read each problem or listen as someone reads it. Show your thinking with objects, pictures, words, or numbers.

1. 23 = ____ tens and ____ ones

2. 36 = ____ tens and ____ ones

3. 49 = ____ tens and ____ ones

4. 52 = ____ tens and ____ ones

5. 65 = ____ tens and ____ ones

You can point, speak, draw, or write. Adults can note any help they give.



WORKSHEET OUTPOST | Grade 1 Math

Extra practice: build a number

OW-G1-120 | Five questions

Success criteria

I can show how many tens and ones are in a number.

Name: _____ Date: _____

Read each problem or listen as someone reads it. Show your thinking with objects, pictures, words, or numbers.

1. Draw 2 tens and 2 ones. Write the number.

2. Draw 3 tens and 5 ones. Write the number.

3. Draw 4 tens and 8 ones. Write the number.

4. Draw 5 tens and 1 one. Write the number.

5. Draw 6 tens and 4 ones. Write the number.

You can point, speak, draw, or write. Adults can note any help they give.



WORKSHEET OUTPOST | Grade 1 Math

Extra practice: compare in stories

OW-G1-121 | Five questions

Success criteria
I can compare two numbers by looking at their place values.

Name: _____ Date: _____

Read each problem or listen as someone reads it. Show your thinking with objects, pictures, words, or numbers.

1. Box A has 22 blocks. Box B has 12 blocks. Which has more, or are they equal?

2. Box A has 33 blocks. Box B has 36 blocks. Which has more, or are they equal?

3. Box A has 44 blocks. Box B has 44 blocks. Which has more, or are they equal?

4. Box A has 51 blocks. Box B has 61 blocks. Which has more, or are they equal?

5. Box A has 62 blocks. Box B has 60 blocks. Which has more, or are they equal?



WORKSHEET OUTPOST | Grade 1 Math

Extra practice: compare tens

OW-G1-122 | Five questions

Success criteria
I can compare two numbers by looking at their place values.

Name: _____ Date: _____

Read each problem or listen as someone reads it. Show your thinking with objects, pictures, words, or numbers.

1. 20 ___ 10
Write <, >, or =.

2. 30 ___ 33
Write <, >, or =.

3. 40 ___ 40
Write <, >, or =.

4. 50 ___ 60
Write <, >, or =.

5. 60 ___ 58
Write <, >, or =.

You can point, speak, draw, or write. Adults can note any help they give.



WORKSHEET OUTPOST | Grade 1 Math

Extra practice: compare tens and ones

OW-G1-123 | Five questions

Success criteria
I can compare two numbers by looking at their place values.

Name: _____ Date: _____

Read each problem or listen as someone reads it. Show your thinking with objects, pictures, words, or numbers.

1. 23 ___ 13
Write <, >, or =.

2. 34 ___ 37
Write <, >, or =.

3. 41 ___ 41
Write <, >, or =.

4. 52 ___ 62
Write <, >, or =.

5. 63 ___ 61
Write <, >, or =.

You can point, speak, draw, or write. Adults can note any help they give.



WORKSHEET OUTPOST | Grade 1 Math

Extra practice: order three numbers

OW-G1-124 | Five questions

Success criteria
I can compare two numbers by looking at their place values.

Name: _____ Date: _____

Read each problem or listen as someone reads it. Show your thinking with objects, pictures, words, or numbers.

1. Order from least to greatest:
26, 18, 21

2. Order from least to greatest:
37, 29, 32

3. Order from least to greatest:
48, 40, 43

4. Order from least to greatest:
59, 51, 54

5. Order from least to greatest:
66, 58, 61

You can point, speak, draw, or write. Adults can note any help they give.



WORKSHEET OUTPOST | Grade 1 Math

Extra practice: ten more or ten less

Success criteria
I can find ten more or ten less and explain which digit changes.

OW-G1-125 | Five questions

Name: _____ Date: _____

Read each problem or listen as someone reads it. Show your thinking with objects, pictures, words, or numbers.

1. Write ten less and ten more than 25.

2. Write ten less and ten more than 38.

3. Write ten less and ten more than 41.

4. Write ten less and ten more than 54.

5. Write ten less and ten more than 67.

You can point, speak, draw, or write. Adults can note any help they give.



WORKSHEET OUTPOST | Grade 1 Math

Extra practice: tens and ones

OW-G1-126 | Five questions

Success criteria
I can show how many tens and ones are in a number.

Name: _____ Date: _____

Read each problem or listen as someone reads it. Show your thinking with objects, pictures, words, or numbers.

1. Count the tens rods and ones. Write the number.



2. Count the tens rods and ones. Write the number.



3. Count the tens rods and ones. Write the number.



4. Count the tens rods and ones. Write the number.



5. Count the tens rods and ones. Write the number.



You can point, speak, draw, or write. Adults can note any help they give.



WORKSHEET OUTPOST | Grade 1 Math

Extra practice: use comparison signs

Success criteria
I can compare two numbers by looking at their place values.

OW-G1-127 | Five questions

Name: _____ Date: _____

Read each problem or listen as someone reads it. Show your thinking with objects, pictures, words, or numbers.

1. 24 ___ 14
Write <, >, or =.

2. 31 ___ 34
Write <, >, or =.

3. 42 ___ 42
Write <, >, or =.

4. 53 ___ 63
Write <, >, or =.

5. 64 ___ 62
Write <, >, or =.

You can point, speak, draw, or write. Adults can note any help they give.



WORKSHEET OUTPOST | Grade 1 Math

Extra practice: write expanded form

OW-G1-128 | Five questions

Success criteria
I can show how many tens and ones are in a number.

Name: _____ Date: _____

Read each problem or listen as someone reads it. Show your thinking with objects, pictures, words, or numbers.

1. 24 = ____ + ____
Write tens first, then ones.

2. 37 = ____ + ____
Write tens first, then ones.

3. 40 = ____ + ____
Write tens first, then ones.

4. 53 = ____ + ____
Write tens first, then ones.

5. 66 = ____ + ____
Write tens first, then ones.

You can point, speak, draw, or write. Adults can note any help they give.



WORKSHEET OUTPOST | Grade 1 Math

More tens-and-ones models

OW-G1-129 | Five questions

Success criteria

I can show how many tens and ones are in a number.

Name: _____ Date: _____

Read each problem or listen as someone reads it. Show your thinking with objects, pictures, words, or numbers.

1. 2 tens and 3 ones = ___. Write the number as a sum of tens and ones.

2. 3 tens and 6 ones = ___. Write the number as a sum of tens and ones.

3. 4 tens and 1 one = ___. Write the number as a sum of tens and ones.

4. 5 tens and 8 ones = ___. Write the number as a sum of tens and ones.

5. Write a problem like question 1 with new numbers or objects. Solve it and show your work.

You can point, speak, draw, or write. Adults can note any help they give.



WORKSHEET OUTPOST | Grade 1 Math

Navigate a hundred chart

OW-G1-130 | Five questions

Success criteria

I can find a number on the chart and use the rows or columns to count on.

Name: _____ Date: _____

Read each problem or listen as someone reads it. Show your thinking with objects, pictures, words, or numbers.

1. Find 34 on the chart. Write the numbers directly above and below it.

2. Find 57 on the chart. Write the numbers directly above and below it.

3. Find 62 on the chart. Write the numbers directly above and below it.

4. Find 85 on the chart. Write the numbers directly above and below it.

5. Write a problem like question 1 with new numbers or objects. Solve it and show your work.

You can point, speak, draw, or write. Adults can note any help they give.



Success criteria
I can find a number on the chart and use the rows and columns to count on or back.

C100 Number chart: 1 to 100

Count forward by ones. Move down one row to add 10; move up to subtract 10.

1	2	3	4	5	6	7	8	9	10
11	12	13	14	15	16	17	18	19	20
21	22	23	24	25	26	27	28	29	30
31	32	33	34	35	36	37	38	39	40
41	42	43	44	45	46	47	48	49	50
51	52	53	54	55	56	57	58	59	60
61	62	63	64	65	66	67	68	69	70
71	72	73	74	75	76	77	78	79	80
81	82	83	84	85	86	87	88	89	90
91	92	93	94	95	96	97	98	99	100



WORKSHEET OUTPOST | Grade 1 Math

Nearby numbers and nearby tens

OW-G1-131 | Five questions

Success criteria

I can find ten more or ten less and explain which digit changes.

Name: _____ Date: _____

Read each problem or listen as someone reads it. Show your thinking with objects, pictures, words, or numbers.

1. For 34, write: 1 more, 1 less, 10 more, 10 less.

2. For 57, write: 1 more, 1 less, 10 more, 10 less.

3. For 62, write: 1 more, 1 less, 10 more, 10 less.

4. For 85, write: 1 more, 1 less, 10 more, 10 less.

5. Write a problem like question 1 with new numbers or objects. Solve it and show your work.

You can point, speak, draw, or write. Adults can note any help they give.



WORKSHEET OUTPOST | Grade 1 Math

Place and compare on a number line

OW-G1-132 | Five questions

Success criteria
I can compare two numbers by looking at their place values.

Name: _____ Date: _____

Read each problem or listen as someone reads it. Show your thinking with objects, pictures, words, or numbers.

1. Locate 34 and 43 on the line. Which is farther right, or are they at the same point?

30 32 34 36 38 40 42 44 46 48 50
31 33 35 37 39 41 43 45 47 49

2. Locate 57 and 52 on the line. Which is farther right, or are they at the same point?

50 51 52 53 54 55 56 57 58 59 60

3. Locate 62 and 62 on the line. Which is farther right, or are they at the same point?

60 61 62 63 64 65 66 67 68 69 70

4. Locate 85 and 79 on the line. Which is farther right, or are they at the same point?

70 72 74 76 78 80 82 84 86 88 90
71 73 75 77 79 81 83 85 87 89

5. Write a problem like question 1 with new numbers or objects. Solve it and show your work.

You can point, speak, draw, or write. Adults can note any help they give.



WORKSHEET OUTPOST | Grade 1 Math

Read a tens-and-ones model

OW-G1-133 | Five questions

Success criteria
I can show how many tens and ones are in a number.

Name: _____ Date: _____

Read each problem or listen as someone reads it. Show your thinking with objects, pictures, words, or numbers.

1. 23 = ___ tens and ___ ones. Draw a model.

2. 36 = ___ tens and ___ ones. Draw a model.

3. 41 = ___ tens and ___ ones. Draw a model.

4. 58 = ___ tens and ___ ones. Draw a model.

5. Write a problem like question 1 with new numbers or objects. Solve it and show your work.

You can point, speak, draw, or write. Adults can note any help they give.



WORKSHEET OUTPOST | Grade 1 Math

Regroup a number in different ways

OW-G1-134 | Five questions

Success criteria
I can show how many tens and ones are in a number.

Name: _____ Date: _____

Read each problem or listen as someone reads it. Show your thinking with objects, pictures, words, or numbers.

1. 23 = 2 tens and 3 ones. Trade one ten for ten ones. Now ___ tens and ___ ones.

2. 36 = 3 tens and 6 ones. Trade one ten for ten ones. Now ___ tens and ___ ones.

3. 41 = 4 tens and 1 one. Trade one ten for ten ones. Now ___ tens and ___ ones.

4. 58 = 5 tens and 8 ones. Trade one ten for ten ones. Now ___ tens and ___ ones.

5. Write a problem like question 1 with new numbers or objects. Solve it and show your work.

You can point, speak, draw, or write. Adults can note any help they give.



WORKSHEET OUTPOST | Grade 1 Math

Teen numbers as ten and more

OW-G1-135 | Five questions

Success criteria

I can show how many tens and ones are in a number.

Name: _____ Date: _____

Read each problem or listen as someone reads it. Show your thinking with objects, pictures, words, or numbers.

1. Build 11 on the ten-frames. Complete 10 + ___ = 11.

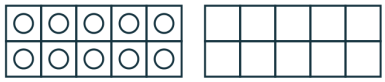

2. Build 13 on the ten-frames. Complete 10 + ___ = 13.

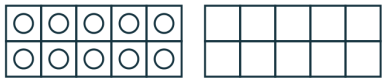

3. Build 15 on the ten-frames. Complete 10 + ___ = 15.

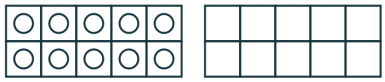

4. Build 17 on the ten-frames. Complete 10 + ___ = 17.

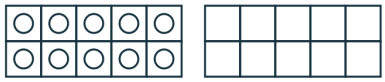

5. Write a problem like question 1 with new numbers or objects. Solve it and show your work.

You can point, speak, draw, or write. Adults can note any help they give.



WORKSHEET OUTPOST | Grade 1 Math

Which two-digit number is larger?

OW-G1-136 | Five questions

Success criteria
I can compare two numbers by looking at their place values.

Name: _____ Date: _____

Read each problem or listen as someone reads it. Show your thinking with objects, pictures, words, or numbers.

1. Compare 34 and 43. Which is greater, or are they equal? Explain using tens and ones.

2. Compare 57 and 52. Which is greater, or are they equal? Explain using tens and ones.

3. Compare 62 and 62. Which is greater, or are they equal? Explain using tens and ones.

4. Compare 85 and 79. Which is greater, or are they equal? Explain using tens and ones.

5. Write a problem like question 1 with new numbers or objects. Solve it and show your work.

You can point, speak, draw, or write. Adults can note any help they give.