

WORKSHEET OUTPOST | Grade 1 Math

Build a model with solids

Success criteria
I can put shapes together and name the shape I made.

OW-G1-137 | Five questions

Name: _____ Date: _____

Read each problem or listen as someone reads it. Show your thinking with objects, pictures, words, or numbers.

1. Use 2 cubes to build a solid with no gaps. Sketch it. What faces touch?

2. Use 4 cubes to make one long row. Sketch the whole solid.

3. Use 4 cubes to make a flat 2-by-2 layer. Sketch the layer.

4. Use 8 cubes to build a larger cube. Tell how many cubes are in each layer.

5. Write a problem like question 1 with new numbers or objects. Solve it and show your work.

You can point, speak, draw, or write. Adults can note any help they give.



WORKSHEET OUTPOST | Grade 1 Math

Divide a whole into two or four equal parts

OW-G1-138 | Five questions

Success criteria
I can divide a shape into equal parts and name each share.

Name: _____ Date: _____

Read each problem or listen as someone reads it. Show your thinking with objects, pictures, words, or numbers.

1. Divide the rectangle into 2 equal shares. Shade one share. Name it.



2. Divide the rectangle into 4 equal shares. Shade one share. Name it.



3. Divide the circle into 2 equal shares. Shade one share. Name it.



4. Divide the circle into 4 equal shares. Shade one share. Name it.



5. Write a problem like question 1 with new numbers or objects. Solve it and show your work.

You can point, speak, draw, or write. Adults can note any help they give.



WORKSHEET OUTPOST | Grade 1 Math

Draw a fair-sharing model

OW-G1-139 | Five questions

Success criteria
I can divide a shape into equal parts and name each share.

Name: _____ Date: _____

Read each problem or listen as someone reads it. Show your thinking with objects, pictures, words, or numbers.

1. Two friends share one sandwich equally. Draw the sandwich and show each share.

2. Four friends share one round pizza equally. Draw and label the shares.

3. Jo cuts a rectangle into one large piece and one small piece. Are these halves? Explain.

4. Draw two same-size rectangles. Split one into halves and one into fourths. Circle the larger single share.

5. Write a problem like question 1 with new numbers or objects. Solve it and show your work.

You can point, speak, draw, or write. Adults can note any help they give.



WORKSHEET OUTPOST | Grade 1 Math

Draw a shape from clues

Success criteria
I can identify a shape by its sides and corners.

OW-G1-140 | Five questions

Name: _____ Date: _____

Read each problem or listen as someone reads it. Show your thinking with objects, pictures, words, or numbers.

1. Draw a closed shape with 3 straight sides. Name it.

2. Draw a square with 4 equal straight sides and 4 square corners.

3. Draw a rectangle that is not a square.

4. Draw a closed curved shape with no corners. Name it.

5. Draw a shape like one on this page. Name it and describe one thing you notice about it.

You can point, speak, draw, or write. Adults can note any help they give.



WORKSHEET OUTPOST | Grade 1 Math

Extra practice: build with shapes

OW-G1-141 | Five questions

Success criteria
I can put shapes together and name the shape I made.

Name: _____ Date: _____

Read each problem or listen as someone reads it. Show your thinking with objects, pictures, words, or numbers.

1. Draw a square. Draw a line joining opposite corners. What two shapes did you make?

2. Draw two equal squares side by side, touching. What larger shape do they make?

3. Draw a square. Draw a line joining opposite corners. What two shapes did you make?

4. Draw two equal squares side by side, touching. What larger shape do they make?

5. Draw a square. Draw a line joining opposite corners. What two shapes did you make?

You can point, speak, draw, or write. Adults can note any help they give.



WORKSHEET OUTPOST | Grade 1 Math

Extra practice: compare equal shares

Success criteria
I can divide a shape into equal parts and name each share.

OW-G1-142 | Five questions

Name: _____ Date: _____

Read each problem or listen as someone reads it. Show your thinking with objects, pictures, words, or numbers.

1. The two wholes are the same size. Which shaded part is larger?

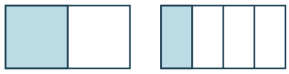

2. How many halves make one whole?

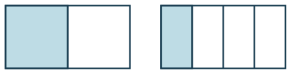

3. How many fourths make one whole?

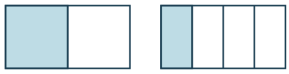

4. Which whole has more equal parts: left or right?

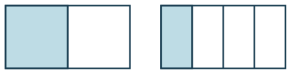

5. Which shaded share is smaller?

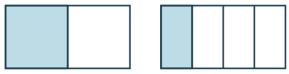

You can point, speak, draw, or write. Adults can note any help they give.



WORKSHEET OUTPOST | Grade 1 Math

Extra practice: count sides and corners

OW-G1-143 | Five questions

Success criteria
I can identify a shape by its sides and corners.

Name: _____ Date: _____

Read each problem or listen as someone reads it. Show your thinking with objects, pictures, words, or numbers.

1. Count the straight sides and corners.



2. Count the straight sides and corners.



3. Count the straight sides and corners.



4. Count the straight sides and corners.



5. Count the straight sides and corners.





WORKSHEET OUTPOST | Grade 1 Math

Extra practice: fourths of circles

OW-G1-144 | Five questions

Success criteria
I can divide a shape into equal parts and name each share.

Name: _____ Date: _____

Read each problem or listen as someone reads it. Show your thinking with objects, pictures, words, or numbers.

1. Shade 1 of the 4 equal parts. Name the shaded share.



2. How many equal parts make up the whole?



3. Shade one part. How many parts stay unshaded?



4. Shade every part. Did you shade a whole?



5. Draw a star in one part. Is that part a half or a fourth?



You can point, speak, draw, or write. Adults can note any help they give.



WORKSHEET OUTPOST | Grade 1 Math

Extra practice: fourths of rectangles

OW-G1-145 | Five questions

Success criteria
I can divide a shape into equal parts and name each share.

Name: _____ Date: _____

Read each problem or listen as someone reads it. Show your thinking with objects, pictures, words, or numbers.

1. Shade 1 of the 4 equal parts. Name the shaded share.



2. How many equal parts make up the whole?



3. Shade one part. How many parts stay unshaded?



4. Shade every part. Did you shade a whole?



5. Draw a star in one part. Is that part a half or a fourth?



You can point, speak, draw, or write. Adults can note any help they give.



WORKSHEET OUTPOST | Grade 1 Math

Extra practice: halves of circles

OW-G1-146 | Five questions

Success criteria

I can divide a shape into equal parts and name each share.

Name: _____ Date: _____

Read each problem or listen as someone reads it. Show your thinking with objects, pictures, words, or numbers.

1. Shade 1 of the 2 equal parts. Name the shaded share.

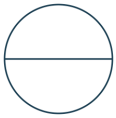

2. How many equal parts make up the whole?

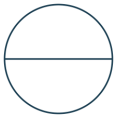

3. Shade one part. How many parts stay unshaded?

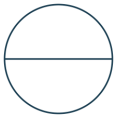

4. Shade every part. Did you shade a whole?

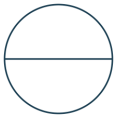

5. Draw a star in one part. Is that part a half or a fourth?

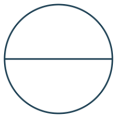

You can point, speak, draw, or write. Adults can note any help they give.



WORKSHEET OUTPOST | Grade 1 Math

Extra practice: halves of rectangles

OW-G1-147 | Five questions

Success criteria
I can divide a shape into equal parts and name each share.

Name: _____ Date: _____

Read each problem or listen as someone reads it. Show your thinking with objects, pictures, words, or numbers.

1. Shade 1 of the 2 equal parts. Name the shaded share.



2. How many equal parts make up the whole?



3. Shade one part. How many parts stay unshaded?



4. Shade every part. Did you shade a whole?



5. Draw a star in one part. Is that part a half or a fourth?



You can point, speak, draw, or write. Adults can note any help they give.



WORKSHEET OUTPOST | Grade 1 Math

Extra practice: name flat shapes

OW-G1-148 | Five questions

Success criteria
I can name a shape even when it is turned or a different size.

Name: _____ Date: _____

Read each problem or listen as someone reads it. Show your thinking with objects, pictures, words, or numbers.

1. Name this flat shape.



2. Name this flat shape.



3. Name this flat shape.



4. Name this flat shape.



5. Name this flat shape.



You can point, speak, draw, or write. Adults can note any help they give.



WORKSHEET OUTPOST | Grade 1 Math

Extra practice: notice solid shapes

Success criteria
I can name a shape and tell where it is.

OW-G1-149 | Five questions

Name: _____ Date: _____

Read each problem or listen as someone reads it. Show your thinking with objects, pictures, words, or numbers.

1. Which solid is shaped like a ball?

2. Which solid is shaped like a soup can?

3. Which solid has six equal square faces?

4. Which solid is shaped like an ice-cream cone?

5. Which can roll in every direction, a cube or a sphere?

You can point, speak, draw, or write. Adults can note any help they give.



WORKSHEET OUTPOST | Grade 1 Math

Extra practice: reason about attributes

OW-G1-150 | Five questions

Success criteria
I can identify a shape by its sides and corners.

Name: _____ Date: _____

Read each problem or listen as someone reads it. Show your thinking with objects, pictures, words, or numbers.

1. Does turning this shape change its number of sides? Explain.



2. Does turning this shape change its number of sides? Explain.



3. Does turning this shape change its number of sides? Explain.



4. Does turning this shape change its number of sides? Explain.



5. Does turning this shape change its number of sides? Explain.



You can point, speak, draw, or write. Adults can note any help they give.



WORKSHEET OUTPOST | Grade 1 Math

Find another shape combination

Success criteria
I can put shapes together and name the shape I made.

OW-G1-151 | Five questions

Name: _____ Date: _____

Read each problem or listen as someone reads it. Show your thinking with objects, pictures, words, or numbers.

1. Draw two equal squares touching along a whole side. Name the larger shape.

2. Draw a square. Divide it into two triangles with one line.

3. Draw a rectangle built from 3 equal squares in a row. Trace its outer edge.

4. Draw a larger square built from 4 equal small squares.

5. Draw a shape like one on this page. Name it and describe one thing you notice about it.

You can point, speak, draw, or write. Adults can note any help they give.



WORKSHEET OUTPOST | Grade 1 Math

Join flat pieces into a shape

Success criteria
I can put shapes together and name the shape I made.

OW-G1-152 | Five questions

Name: _____ Date: _____

Read each problem or listen as someone reads it. Show your thinking with objects, pictures, words, or numbers.

1. Draw the outside shape made by the touching pieces. Name the whole shape.



2. Draw the outside shape made by the touching pieces. Name the whole shape.



3. Draw the outside shape made by the touching pieces. Name the whole shape.



4. Draw the outside shape made by the touching pieces. Name the whole shape.

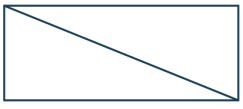

5. Draw a shape like one on this page. Name it and describe one thing you notice about it.

You can point, speak, draw, or write. Adults can note any help they give.



WORKSHEET OUTPOST | Grade 1 Math

Name a half or a fourth

OW-G1-153 | Five questions

Success criteria
I can divide a shape into equal parts and name each share.

Name: _____ Date: _____

Read each problem or listen as someone reads it. Show your thinking with objects, pictures, words, or numbers.

1. How many halves make a whole? Shade one half.



2. How many fourths make a whole? Shade one fourth.



3. If two wholes are the same size, which is larger, one half or one fourth? Explain.

4. Two equal parts of a whole are called ___. Four equal parts are called ___.

5. Write a problem like question 1 with new numbers or objects. Solve it and show your work.

You can point, speak, draw, or write. Adults can note any help they give.



WORKSHEET OUTPOST | Grade 1 Math

Name flat shapes by their features

OW-G1-154 | Five questions

Success criteria
I can identify a shape by its sides and corners.

Name: _____ Date: _____

Read each problem or listen as someone reads it. Show your thinking with objects, pictures, words, or numbers.

1. Name the shape. How many straight sides and corners does it have?



2. Name the shape. How many straight sides and corners does it have?



3. Name the shape. How many straight sides and corners does it have?



4. Name the shape. How many straight sides and corners does it have?



5. Draw a shape like one on this page. Name it and describe one thing you notice about it.

You can point, speak, draw, or write. Adults can note any help they give.



WORKSHEET OUTPOST | Grade 1 Math

Name solids by their features

Success criteria
I can identify a shape by its sides and corners.

OW-G1-155 | Five questions

Name: _____ Date: _____

Read each problem or listen as someone reads it. Show your thinking with objects, pictures, words, or numbers.

1. Name the solid. Describe a flat face or curved surface.



2. Name the solid. Describe a flat face or curved surface.



3. Name the solid. Describe a flat face or curved surface.



4. Name the solid. Describe a flat face or curved surface.



5. Write a problem like question 1 with new numbers or objects. Solve it and show your work.

You can point, speak, draw, or write. Adults can note any help they give.



WORKSHEET OUTPOST | Grade 1 Math

Practice review: shapes and equal parts

OW-G1-156 | Five questions

Success criteria
I can divide a shape into equal parts and name each share.

Name: _____ Date: _____

Read each problem or listen as someone reads it. Show your thinking with objects, pictures, words, or numbers.

1. Split this rectangle into halves. Shade one half.



2. Split this circle into fourths. Shade one fourth.



3. How many halves make one whole? How many fourths?

4. If two wholes are the same size, why is one fourth smaller than one half?

5. Draw a shape like one on this page. Name it and describe one thing you notice about it.

You can point, speak, draw, or write. Adults can note any help they give.



WORKSHEET OUTPOST | Grade 1 Math

Shape features that matter

Success criteria
I can identify a shape by its sides and corners.

OW-G1-157 | Five questions

Name: _____ Date: _____

Read each problem or listen as someone reads it. Show your thinking with objects, pictures, words, or numbers.

1. A triangle is made bigger, turned, and colored red. Is it still a triangle? Tell what matters.

2. A square is made bigger, turned, and colored red. Is it still a square? Tell what matters.

3. A rectangle is made bigger, turned, and colored red. Is it still a rectangle? Tell what matters.

4. A circle is made bigger, turned, and colored red. Is it still a circle? Tell what matters.

5. Draw a shape like one on this page. Name it and describe one thing you notice about it.

You can point, speak, draw, or write. Adults can note any help they give.



WORKSHEET OUTPOST | Grade 1 Math

Share a shape fairly

OW-G1-158 | Five questions

Success criteria

I can divide a shape into equal parts and name each share.

Name: _____ Date: _____

Read each problem or listen as someone reads it. Show your thinking with objects, pictures, words, or numbers.

1. Are these equal shares? Explain how you know.



2. Are these equal shares? Explain how you know.



3. Are these equal shares? Explain how you know.



4. Are these equal shares? Explain how you know.



5. Draw a shape like one on this page. Name it and describe one thing you notice about it.

You can point, speak, draw, or write. Adults can note any help they give.



WORKSHEET OUTPOST | Grade 1 Math

Solid features that matter

Success criteria
I can identify a shape by its sides and corners.

OW-G1-159 | Five questions

Name: _____ Date: _____

Read each problem or listen as someone reads it. Show your thinking with objects, pictures, words, or numbers.

1. A cube is blue and small. Another is red and large. Can both be cubes? Name a feature that explains your answer.

2. A sphere is blue and small. Another is red and large. Can both be spheres? Name a feature that explains your answer.

3. A cylinder is blue and small. Another is red and large. Can both be cylinders? Name a feature that explains your answer.

4. A cone is blue and small. Another is red and large. Can both be cones? Name a feature that explains your answer.

5. Write a problem like question 1 with new numbers or objects. Solve it and show your work.

You can point, speak, draw, or write. Adults can note any help they give.



WORKSHEET OUTPOST | Grade 1 Math

Work through a shape puzzle

OW-G1-160 | Five questions

Success criteria
I can put shapes together and name the shape I made.

Name: _____ Date: _____

Read each problem or listen as someone reads it. Show your thinking with objects, pictures, words, or numbers.

1. Can two equal triangles make a square? Draw a way or explain which triangles you need.

2. A child builds a flat 2-by-2 layer with 3 cubes. Is one cube missing? Draw to explain.

3. Can color alone tell you whether a shape is a triangle? Explain.

4. Can a sphere and a cube both have flat square faces? Explain.

5. Draw a shape like one on this page. Name it and describe one thing you notice about it.

You can point, speak, draw, or write. Adults can note any help they give.