

WORKSHEET OUTPOST | Grade 1 Math

Use addition to subtract

OW-G1-161 | Five questions

Success criteria

I can use an addition fact to find a missing number in subtraction.

Name: _____ Date: _____

Read each problem or listen as someone reads it. Show your thinking with objects, pictures, words, or numbers.

1. 4 + ___ = 12. Use addition to solve 12 - 4. Show how you counted.

2. 5 + ___ = 13. Use addition to solve 13 - 5. Show how you counted.

3. 6 + ___ = 14. Use addition to solve 14 - 6. Show how you counted.

4. 7 + ___ = 15. Use addition to solve 15 - 7. Show how you counted.

5. Write a problem like question 1 with new numbers or objects. Solve it and show your work.

You can point, speak, draw, or write. Adults can note any help they give.



WORKSHEET OUTPOST | Grade 1 Math

A ten-step decrease

Success criteria
I can subtract ten and explain which digit changes.

OW-G1-162 | Five questions

Name: _____ Date: _____

Read each problem or listen as someone reads it. Show your thinking with objects, pictures, words, or numbers.

1. What is 10 less than 34? Explain the change.

2. What is 10 less than 58? Explain the change.

3. What is 10 less than 61? Explain the change.

4. What is 10 less than 90? Explain the change.

5. Write a problem like question 1 with new numbers or objects. Solve it and show your work.

You can point, speak, draw, or write. Adults can note any help they give.



WORKSHEET OUTPOST | Grade 1 Math

Choose a method for a difference

OW-G1-163 | Five questions

Success criteria

I can subtract tens and explain how the number changes.

Name: _____ Date: _____

Read each problem or listen as someone reads it. Show your thinking with objects, pictures, words, or numbers.

1. 50 - 20 = ___. Show a strategy and check with addition.

2. 60 - 30 = ___. Show a strategy and check with addition.

3. 70 - 10 = ___. Show a strategy and check with addition.

4. 90 - 40 = ___. Show a strategy and check with addition.

5. Write a problem like question 1 with new numbers or objects. Solve it and show your work.

You can point, speak, draw, or write. Adults can note any help they give.



WORKSHEET OUTPOST | Grade 1 Math

Counting steps for differences

Success criteria
I can count on to add or count back to subtract.

OW-G1-164 | Five questions

Name: _____ Date: _____

Read each problem or listen as someone reads it. Show your thinking with objects, pictures, words, or numbers.

1. 12 - 1 = ___. Count back on the line.

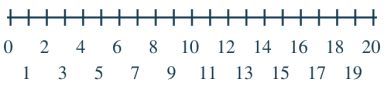

2. 13 - 2 = ___. Count back on the line.

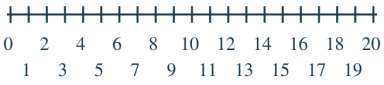

3. 14 - 3 = ___. Count back on the line.

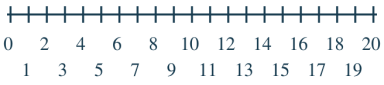

4. 15 - 4 = ___. Count back on the line.

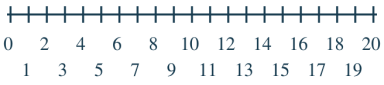

5. Write a problem like question 1 with new numbers or objects. Solve it and show your work.

You can point, speak, draw, or write. Adults can note any help they give.



WORKSHEET OUTPOST | Grade 1 Math

Describe how you found a difference

Success criteria
I can find a sum or a difference and check my answer.

OW-G1-165 | Five questions

Name: _____ Date: _____

Read each problem or listen as someone reads it. Show your thinking with objects, pictures, words, or numbers.

1. Solve 12 - 4. Explain a strategy and check with addition.

2. Solve 13 - 5. Explain a strategy and check with addition.

3. Solve 14 - 6. Explain a strategy and check with addition.

4. Solve 15 - 7. Explain a strategy and check with addition.

5. Write a problem like question 1 with new numbers or objects. Solve it and show your work.

You can point, speak, draw, or write. Adults can note any help they give.



WORKSHEET OUTPOST | Grade 1 Math

Draw a tens subtraction model

OW-G1-166 | Five questions

Success criteria
I can subtract tens and explain how the number changes.

Name: _____ Date: _____

Read each problem or listen as someone reads it. Show your thinking with objects, pictures, words, or numbers.

1. A tub holds 50 cubes. 20 are used. Draw a model and find how many are left.

2. A tub holds 60 cubes. 30 are used. Draw a model and find how many are left.

3. A tub holds 70 cubes. 10 are used. Draw a model and find how many are left.

4. A tub holds 90 cubes. 40 are used. Draw a model and find how many are left.

5. Write a problem like question 1 with new numbers or objects. Solve it and show your work.

You can point, speak, draw, or write. Adults can note any help they give.



WORKSHEET OUTPOST | Grade 1 Math

Draw jumps to remove tens

OW-G1-167 | Five questions

Success criteria

I can subtract tens and explain how the number changes.

Name: _____ Date: _____

Read each problem or listen as someone reads it. Show your thinking with objects, pictures, words, or numbers.

1. 50 - 20 = ___. Show backward jumps of ten.

2. 60 - 30 = ___. Show backward jumps of ten.

3. 70 - 10 = ___. Show backward jumps of ten.

4. 90 - 40 = ___. Show backward jumps of ten.

5. Write a problem like question 1 with new numbers or objects. Solve it and show your work.

You can point, speak, draw, or write. Adults can note any help they give.



WORKSHEET OUTPOST | Grade 1 Math

Explain a subtraction decision

Success criteria
I can use an addition fact to find a missing number in subtraction.

OW-G1-168 | Five questions

Name: _____ Date: _____

Read each problem or listen as someone reads it. Show your thinking with objects, pictures, words, or numbers.

1. Mia says 12 - 4 = 9. Use addition to decide if this is true.

2. Mia says 13 - 5 = 9. Use addition to decide if this is true.

3. Mia says 14 - 6 = 9. Use addition to decide if this is true.

4. Mia says 15 - 7 = 9. Use addition to decide if this is true.

5. Write a problem like question 1 with new numbers or objects. Solve it and show your work.

You can point, speak, draw, or write. Adults can note any help they give.



WORKSHEET OUTPOST | Grade 1 Math

Extra practice: break apart to ten

OW-G1-169 | Five questions

Success criteria
I can find a sum or a difference and check my answer.

Name: _____ Date: _____

Read each problem or listen as someone reads it. Show your thinking with objects, pictures, words, or numbers.

1. 12 - 4 = ____
First subtract to reach 10.

2. 13 - 5 = ____
First subtract to reach 10.

3. 14 - 6 = ____
First subtract to reach 10.

4. 15 - 7 = ____
First subtract to reach 10.

5. 16 - 8 = ____
First subtract to reach 10.

You can point, speak, draw, or write. Adults can note any help they give.



WORKSHEET OUTPOST | Grade 1 Math

Extra practice: compare and solve

OW-G1-170 | Five questions

Success criteria
I can find a sum or a difference and check my answer.

Name: _____ Date: _____

Read each problem or listen as someone reads it. Show your thinking with objects, pictures, words, or numbers.

1. 12 - 2 = ____ Show how you solved it.

2. 13 - 3 = ____ Show how you solved it.

3. 14 - 4 = ____ Show how you solved it.

4. 15 - 5 = ____ Show how you solved it.

5. 16 - 2 = ____ Show how you solved it.

You can point, speak, draw, or write. Adults can note any help they give.



WORKSHEET OUTPOST | Grade 1 Math

Extra practice: count back

Success criteria
I can count on to add or count back to subtract.

OW-G1-171 | Five questions

Name: _____ Date: _____

Read each problem or listen as someone reads it. Show your thinking with objects, pictures, words, or numbers.

1. 12 - 2 = ____
Draw backward hops.

2. 13 - 3 = ____
Draw backward hops.

3. 14 - 4 = ____
Draw backward hops.

4. 15 - 5 = ____
Draw backward hops.

5. 16 - 2 = ____
Draw backward hops.



WORKSHEET OUTPOST | Grade 1 Math

Extra practice: missing tens

Success criteria
I can add two numbers using tens and ones.

OW-G1-172 | Five questions

Name: _____ Date: _____

Read each problem or listen as someone reads it. Show your thinking with objects, pictures, words, or numbers.

1. 20 - ___ = 10

2. 31 - ___ = 11

3. 42 - ___ = 32

4. 53 - ___ = 33

5. 64 - ___ = 54

You can point, speak, draw, or write. Adults can note any help they give.



WORKSHEET OUTPOST | Grade 1 Math

Extra practice: subtract from ten

OW-G1-173 | Five questions

Success criteria
I can find a sum or a difference and check my answer.

Name: _____ Date: _____

Read each problem or listen as someone reads it. Show your thinking with objects, pictures, words, or numbers.

1. 10 - 2 = ____
Use ten as a starting point.

2. 10 - 3 = ____
Use ten as a starting point.

3. 10 - 4 = ____
Use ten as a starting point.

4. 10 - 5 = ____
Use ten as a starting point.

5. 10 - 6 = ____
Use ten as a starting point.

You can point, speak, draw, or write. Adults can note any help they give.



WORKSHEET OUTPOST | Grade 1 Math

Extra practice: subtract several tens

Success criteria
I can use tens and ones to add or subtract within 100.

OW-G1-174 | Five questions

Name: _____ Date: _____

Read each problem or listen as someone reads it. Show your thinking with objects, pictures, words, or numbers.

1. 20 - 10 = ____
Draw tens and ones to show your work.

2. 31 - 20 = ____
Draw tens and ones to show your work.

3. 42 - 10 = ____
Draw tens and ones to show your work.

4. 53 - 20 = ____
Draw tens and ones to show your work.

5. 64 - 10 = ____
Draw tens and ones to show your work.

You can point, speak, draw, or write. Adults can note any help they give.



WORKSHEET OUTPOST | Grade 1 Math

Extra practice: subtract ten

OW-G1-175 | Five questions

Success criteria
I can find ten more or ten less and explain which digit changes.

Name: _____ Date: _____

Read each problem or listen as someone reads it. Show your thinking with objects, pictures, words, or numbers.

1. 20 - 10 = ____
Draw tens and ones to show your work.

2. 31 - 10 = ____
Draw tens and ones to show your work.

3. 42 - 10 = ____
Draw tens and ones to show your work.

4. 53 - 10 = ____
Draw tens and ones to show your work.

5. 64 - 10 = ____
Draw tens and ones to show your work.

You can point, speak, draw, or write. Adults can note any help they give.



WORKSHEET OUTPOST | Grade 1 Math

Extra practice: subtraction stories

OW-G1-176 | Five questions

Success criteria

I can choose addition or subtraction to solve a story problem.

Name: _____ Date: _____

Read each problem or listen as someone reads it. Show your thinking with objects, pictures, words, or numbers.

1. A bin has 20 blocks. Take away 10. How many blocks are in the bin now?

2. A bin has 31 blocks. Take away 20. How many blocks are in the bin now?

3. A bin has 42 blocks. Take away 10. How many blocks are in the bin now?

4. A bin has 53 blocks. Take away 20. How many blocks are in the bin now?

5. A bin has 64 blocks. Take away 10. How many blocks are in the bin now?

You can point, speak, draw, or write. Adults can note any help they give.



WORKSHEET OUTPOST | Grade 1 Math

Extra practice: take away tens

OW-G1-177 | Five questions

Success criteria
I can subtract tens and explain how the number changes.

Name: _____ Date: _____

Read each problem or listen as someone reads it. Show your thinking with objects, pictures, words, or numbers.

1. 20 - 10 = ____
Draw tens and ones to show your work.

2. 30 - 10 = ____
Draw tens and ones to show your work.

3. 40 - 10 = ____
Draw tens and ones to show your work.

4. 50 - 10 = ____
Draw tens and ones to show your work.

5. 60 - 10 = ____
Draw tens and ones to show your work.

You can point, speak, draw, or write. Adults can note any help they give.



WORKSHEET OUTPOST | Grade 1 Math

Extra practice: think addition

OW-G1-178 | Five questions

Success criteria
I can use an addition fact to find a missing number in subtraction.

Name: _____ Date: _____

Read each problem or listen as someone reads it. Show your thinking with objects, pictures, words, or numbers.

1. 12 - 8 = ____
Write a related addition fact.

2. 13 - 9 = ____
Write a related addition fact.

3. 14 - 10 = ____
Write a related addition fact.

4. 15 - 8 = ____
Write a related addition fact.

5. 16 - 9 = ____
Write a related addition fact.

You can point, speak, draw, or write. Adults can note any help they give.



WORKSHEET OUTPOST | Grade 1 Math

Find differences on a hundred chart

OW-G1-179 | Five questions

Success criteria

I can move back by tens and ones on a number chart to find a difference.

Name: _____ Date: _____

Read each problem or listen as someone reads it. Show your thinking with objects, pictures, words, or numbers.

1. 50 - 20 = ___. Move up one chart row for each ten subtracted.

2. 60 - 30 = ___. Move up one chart row for each ten subtracted.

3. 70 - 10 = ___. Move up one chart row for each ten subtracted.

4. 90 - 40 = ___. Move up one chart row for each ten subtracted.

5. Write a problem like question 1 with new numbers or objects. Solve it and show your work.

You can point, speak, draw, or write. Adults can note any help they give.



Success criteria
I can find a number on the chart and use the rows and columns to count on or back.

C100 Number chart: 1 to 100

Count forward by ones. Move down one row to add 10; move up to subtract 10.

1	2	3	4	5	6	7	8	9	10
11	12	13	14	15	16	17	18	19	20
21	22	23	24	25	26	27	28	29	30
31	32	33	34	35	36	37	38	39	40
41	42	43	44	45	46	47	48	49	50
51	52	53	54	55	56	57	58	59	60
61	62	63	64	65	66	67	68	69	70
71	72	73	74	75	76	77	78	79	80
81	82	83	84	85	86	87	88	89	90
91	92	93	94	95	96	97	98	99	100



WORKSHEET OUTPOST | Grade 1 Math

Four facts from three numbers

Success criteria
I can use an addition fact to find a missing number in subtraction.

OW-G1-180 | Five questions

Name: _____ Date: _____

Read each problem or listen as someone reads it. Show your thinking with objects, pictures, words, or numbers.

1. Use 3, 6, and 9 to write two addition facts and two subtraction facts.

2. Use 4, 7, and 11 to write two addition facts and two subtraction facts.

3. Use 5, 8, and 13 to write two addition facts and two subtraction facts.

4. Use 6, 9, and 15 to write two addition facts and two subtraction facts.

5. Write a problem like question 1 with new numbers or objects. Solve it and show your work.

You can point, speak, draw, or write. Adults can note any help they give.



WORKSHEET OUTPOST | Grade 1 Math

Missing tens in an addition equation

OW-G1-181 | Five questions

Success criteria
I can subtract tens and explain how the number changes.

Name: _____ Date: _____

Read each problem or listen as someone reads it. Show your thinking with objects, pictures, words, or numbers.

1. 20 + ___ = 50. Use addition to solve 50 - 20.

2. 30 + ___ = 60. Use addition to solve 60 - 30.

3. 10 + ___ = 70. Use addition to solve 70 - 10.

4. 40 + ___ = 90. Use addition to solve 90 - 40.

5. Write a problem like question 1 with new numbers or objects. Solve it and show your work.

You can point, speak, draw, or write. Adults can note any help they give.



WORKSHEET OUTPOST | Grade 1 Math

More differences built around ten

OW-G1-182 | Five questions

Success criteria

I can find a sum or a difference and check my answer.

Name: _____ Date: _____

Read each problem or listen as someone reads it. Show your thinking with objects, pictures, words, or numbers.

1. 12 - 7 = ___. Subtract to reach 10. Then subtract the rest.

2. 13 - 8 = ___. Subtract to reach 10. Then subtract the rest.

3. 14 - 9 = ___. Subtract to reach 10. Then subtract the rest.

4. 15 - 10 = ___. Subtract to reach 10. Then subtract the rest.

5. Write a problem like question 1 with new numbers or objects. Solve it and show your work.

You can point, speak, draw, or write. Adults can note any help they give.



WORKSHEET OUTPOST | Grade 1 Math

Use missing addends to subtract

OW-G1-183 | Five questions

Success criteria
I can use an addition fact to find a missing number in subtraction.

Name: _____ Date: _____

Read each problem or listen as someone reads it. Show your thinking with objects, pictures, words, or numbers.

1. 9 + ___ = 12. Use addition to solve 12 - 9. Show how you counted.

2. 10 + ___ = 13. Use addition to solve 13 - 10. Show how you counted.

3. 11 + ___ = 14. Use addition to solve 14 - 11. Show how you counted.

4. 12 + ___ = 15. Use addition to solve 15 - 12. Show how you counted.

5. Write a problem like question 1 with new numbers or objects. Solve it and show your work.

You can point, speak, draw, or write. Adults can note any help they give.



WORKSHEET OUTPOST | Grade 1 Math

Remove bundles of ten

OW-G1-184 | Five questions

Success criteria

I can subtract tens and explain how the number changes.

Name: _____ Date: _____

Read each problem or listen as someone reads it. Show your thinking with objects, pictures, words, or numbers.

1. 50 - 20 = ___. Cross out tens rods.



2. 60 - 30 = ___. Cross out tens rods.



3. 70 - 10 = ___. Cross out tens rods.



4. 90 - 40 = ___. Cross out tens rods.



5. Write a problem like question 1 with new numbers or objects. Solve it and show your work.

You can point, speak, draw, or write. Adults can note any help they give.



WORKSHEET OUTPOST | Grade 1 Math

Stop at ten while taking away

Success criteria
I can find a sum or a difference and check my answer.

OW-G1-185 | Five questions

Name: _____ Date: _____

Read each problem or listen as someone reads it. Show your thinking with objects, pictures, words, or numbers.

1. 12 - 4 = ___. Subtract to reach 10. Then subtract the rest.

2. 13 - 5 = ___. Subtract to reach 10. Then subtract the rest.

3. 14 - 6 = ___. Subtract to reach 10. Then subtract the rest.

4. 15 - 7 = ___. Subtract to reach 10. Then subtract the rest.

5. Write a problem like question 1 with new numbers or objects. Solve it and show your work.

You can point, speak, draw, or write. Adults can note any help they give.



WORKSHEET OUTPOST | Grade 1 Math

Subtraction stories through twenty

OW-G1-186 | Five questions

Success criteria

I can choose addition or subtraction to solve a story problem.

Name: _____ Date: _____

Read each problem or listen as someone reads it. Show your thinking with objects, pictures, words, or numbers.

1. There are 12 stickers. 4 are stars. The rest are moons. How many are moons?

2. There are 13 stickers. 5 are stars. The rest are moons. How many are moons?

3. There are 14 stickers. 6 are stars. The rest are moons. How many are moons?

4. There are 15 stickers. 7 are stars. The rest are moons. How many are moons?

5. Write a problem like question 1 with new numbers or objects. Solve it and show your work.

You can point, speak, draw, or write. Adults can note any help they give.