

WORKSHEET OUTPOST | Grade 1 Math — Supported

Getting ready: Numeral practice 0 to 4

OW-G1-101 E1 | Five questions

Success criteria
I can write the number and show a group that matches it.

Name: _____ Date: _____

Listen as an adult reads each question. Use counters or draw a picture to solve it.

1. Trace each dotted number. Then write it two more times on the guidelines.

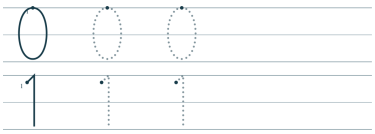

2. Trace each dotted number. Then write it two more times on the guidelines.



3. Trace each dotted number. Then write it two more times on the guidelines.



4. Trace each dotted number. Then write it two more times on the guidelines.



5. Write a problem like question 1 with new numbers or objects. Solve it and show your work.

You can point, speak, draw, or write. Adults can note any help they give.



WORKSHEET OUTPOST | Grade 1 Math — Supported

Getting ready: Numeral practice 0 to 4

OW-G1-101 E2 | Five questions

Success criteria
I can write the number and show a group that matches it.

Name: _____ Date: _____

Work with a partner. Build a model, then say or write your answer.

1. Trace each dotted number. Then write it two more times on the guidelines.

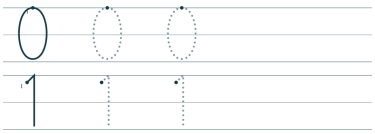

2. Trace each dotted number. Then write it two more times on the guidelines.



3. Trace each dotted number. Then write it two more times on the guidelines.



4. Trace each dotted number. Then write it two more times on the guidelines.



5. Write a problem like question 1 with new numbers or objects. Solve it and show your work.

You can point, speak, draw, or write. Adults can note any help they give.



WORKSHEET OUTPOST | Grade 1 Math — Supported

Getting ready: Numeral practice 0 to 4

OW-G1-101 E3 | Five questions

Success criteria
I can write the number and show a group that matches it.

Name: _____ Date: _____

Work with a helper. Use objects, a number line, or a drawing to solve each problem.

1. Trace each dotted number. Then write it two more times on the guidelines.

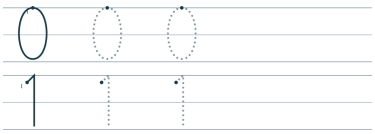

2. Trace each dotted number. Then write it two more times on the guidelines.



3. Trace each dotted number. Then write it two more times on the guidelines.



4. Trace each dotted number. Then write it two more times on the guidelines.



5. Write a problem like question 1 with new numbers or objects. Solve it and show your work.

You can point, speak, draw, or write. Adults can note any help they give.



WORKSHEET OUTPOST | Grade 1 Math — Supported

Getting ready: Numeral practice 0 to 4

OW-G1-101 E4 | Five questions

Success criteria
I can write the number and show a group that matches it.

Name: _____ Date: _____

Ask an adult to show you how to start. Then finish the problem together.

1. Trace each dotted number. Then write it two more times on the guidelines.

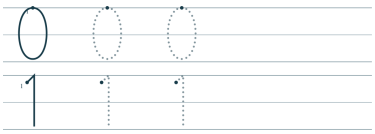

2. Trace each dotted number. Then write it two more times on the guidelines.



3. Trace each dotted number. Then write it two more times on the guidelines.



4. Trace each dotted number. Then write it two more times on the guidelines.



5. Write a problem like question 1 with new numbers or objects. Solve it and show your work.

You can point, speak, draw, or write. Adults can note any help they give.



WORKSHEET OUTPOST | Grade 1 Math — Supported

Getting ready: Numeral practice 0 to 4

OW-G1-101 E5 | Five questions

Success criteria
I can write the number and show a group that matches it.

Name: _____ Date: _____

Try each problem. Tell an adult how you solved it. The adult can write down your answers.

1. Trace each dotted number. Then write it two more times on the guidelines.

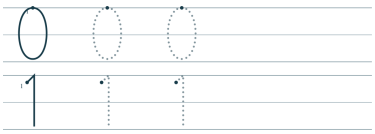

2. Trace each dotted number. Then write it two more times on the guidelines.



3. Trace each dotted number. Then write it two more times on the guidelines.



4. Trace each dotted number. Then write it two more times on the guidelines.



5. Write a problem like question 1 with new numbers or objects. Solve it and show your work.

You can point, speak, draw, or write. Adults can note any help they give.