

WORKSHEET OUTPOST | Grade 1 Math — Supported

Getting ready: Counting and Writing to 9

OW-G1-098 E1 | Five questions

Success criteria
I can count each object once and tell how many there are.

Name: _____ Date: _____

Listen as an adult reads each question. Use counters or draw a picture to solve it.

1. Count the dots and write the number.

○ ○ ○ ○
○

2. Count the dots and write the number.

○ ○ ○ ○
○ ○ ○

3. Count the dots and write the number.

○ ○ ○ ○
○ ○ ○ ○
○

4. Count the dots and write the number.

○ ○ ○ ○
○ ○

5. Write a problem like question 1 with new numbers or objects. Solve it and show your work.

You can point, speak, draw, or write. Adults can note any help they give.



WORKSHEET OUTPOST | Grade 1 Math — Supported

Getting ready: Counting and Writing to 9

OW-G1-098 E2 | Five questions

Success criteria
I can count each object once and tell how many there are.

Name: _____ Date: _____

Work with a partner. Build a model, then say or write your answer.

1. Count the dots and write the number.

○ ○ ○ ○
○

2. Count the dots and write the number.

○ ○ ○ ○
○ ○ ○

3. Count the dots and write the number.

○ ○ ○ ○
○ ○ ○ ○
○

4. Count the dots and write the number.

○ ○ ○ ○
○ ○

5. Write a problem like question 1 with new numbers or objects. Solve it and show your work.

You can point, speak, draw, or write. Adults can note any help they give.



WORKSHEET OUTPOST | Grade 1 Math — Supported

Getting ready: Counting and Writing to 9

OW-G1-098 E3 | Five questions

Success criteria
I can count each object once and tell how many there are.

Name: _____ Date: _____

Work with a helper. Use objects, a number line, or a drawing to solve each problem.

1. Count the dots and write the number.

○ ○ ○ ○
○

2. Count the dots and write the number.

○ ○ ○ ○
○ ○ ○

3. Count the dots and write the number.

○ ○ ○ ○
○ ○ ○ ○
○

4. Count the dots and write the number.

○ ○ ○ ○
○ ○

5. Write a problem like question 1 with new numbers or objects. Solve it and show your work.

You can point, speak, draw, or write. Adults can note any help they give.



WORKSHEET OUTPOST | Grade 1 Math — Supported

Getting ready: Counting and Writing to 9

OW-G1-098 E4 | Five questions

Success criteria
I can count each object once and tell how many there are.

Name: _____ Date: _____

Ask an adult to show you how to start. Then finish the problem together.

1. Count the dots and write the number.

○ ○ ○ ○
○

2. Count the dots and write the number.

○ ○ ○ ○
○ ○ ○

3. Count the dots and write the number.

○ ○ ○ ○
○ ○ ○ ○
○

4. Count the dots and write the number.

○ ○ ○ ○
○ ○

5. Write a problem like question 1 with new numbers or objects. Solve it and show your work.

You can point, speak, draw, or write. Adults can note any help they give.



WORKSHEET OUTPOST | Grade 1 Math — Supported

Getting ready: Counting and Writing to 9

OW-G1-098 E5 | Five questions

Success criteria
I can count each object once and tell how many there are.

Name: _____ Date: _____

Try each problem. Tell an adult how you solved it. The adult can write down your answers.

1. Count the dots and write the number.

○ ○ ○ ○
○

2. Count the dots and write the number.

○ ○ ○ ○
○ ○ ○

3. Count the dots and write the number.

○ ○ ○ ○
○ ○ ○ ○
○

4. Count the dots and write the number.

○ ○ ○ ○
○ ○

5. Write a problem like question 1 with new numbers or objects. Solve it and show your work.

You can point, speak, draw, or write. Adults can note any help they give.