

WORKSHEET OUTPOST | Grade 1 Math — Supported

Getting ready: Comparing Numbers Through 10

OW-G1-096 E1 | Five questions

Name: _____ Date: _____

Success criteria

I can tell which group has more, which has fewer, or if they are equal.

Listen as an adult reads each question. Use counters or draw a picture to solve it.

1. Count each group and write its number. Circle the greater number.

A

○ ○ ○ ○ ○
○ ○

B

○ ○ ○ ○ ○
○ ○ ○

2. Count each group and write its number. Circle the greater number.

A

○ ○ ○ ○ ○
○ ○ ○ ○

B

○ ○ ○ ○ ○
○

3. Count each group and write its number. Circle the greater number.

A

○ ○ ○ ○ ○

B

○ ○ ○ ○ ○
○ ○ ○ ○ ○

4. Count each group and write its number. Circle the greater number.

A

○ ○ ○ ○ ○
○ ○ ○

B

○ ○ ○ ○

5. Write a problem like question 1 with new numbers or objects. Solve it and show your work.

You can point, speak, draw, or write. Adults can note any help they give.



WORKSHEET OUTPOST | Grade 1 Math — Supported

Getting ready: Comparing Numbers Through 10

OW-G1-096 E2 | Five questions

Name: _____ Date: _____

Success criteria

I can tell which group has more, which has fewer, or if they are equal.

Work with a partner. Build a model, then say or write your answer.

1. Count each group and write its number. Circle the greater number.

A

○ ○ ○ ○ ○
○ ○

B

○ ○ ○ ○ ○
○ ○ ○

2. Count each group and write its number. Circle the greater number.

A

○ ○ ○ ○ ○
○ ○ ○ ○

B

○ ○ ○ ○ ○
○

3. Count each group and write its number. Circle the greater number.

A

○ ○ ○ ○ ○

B

○ ○ ○ ○ ○
○ ○ ○ ○ ○

4. Count each group and write its number. Circle the greater number.

A

○ ○ ○ ○ ○
○ ○ ○

B

○ ○ ○ ○

5. Write a problem like question 1 with new numbers or objects. Solve it and show your work.

You can point, speak, draw, or write. Adults can note any help they give.



WORKSHEET OUTPOST | Grade 1 Math — Supported

Getting ready: Comparing Numbers Through 10

OW-G1-096 E3 | Five questions

Success criteria

I can tell which group has more, which has fewer, or if they are equal.

Name: _____ Date: _____

Work with a helper. Use objects, a number line, or a drawing to solve each problem.

1. Count each group and write its number. Circle the greater number.

A

○ ○ ○ ○ ○
○ ○

B

○ ○ ○ ○ ○
○ ○ ○

2. Count each group and write its number. Circle the greater number.

A

○ ○ ○ ○ ○
○ ○ ○ ○

B

○ ○ ○ ○ ○
○

3. Count each group and write its number. Circle the greater number.

A

○ ○ ○ ○ ○

B

○ ○ ○ ○ ○
○ ○ ○ ○ ○

4. Count each group and write its number. Circle the greater number.

A

○ ○ ○ ○ ○
○ ○ ○

B

○ ○ ○ ○

5. Write a problem like question 1 with new numbers or objects. Solve it and show your work.

You can point, speak, draw, or write. Adults can note any help they give.



WORKSHEET OUTPOST | Grade 1 Math — Supported

Getting ready: Comparing Numbers Through 10

OW-G1-096 E4 | Five questions

Name: _____ Date: _____

Success criteria

I can tell which group has more, which has fewer, or if they are equal.

Ask an adult to show you how to start. Then finish the problem together.

1. Count each group and write its number. Circle the greater number.

A

○ ○ ○ ○ ○
○ ○

B

○ ○ ○ ○ ○
○ ○ ○

2. Count each group and write its number. Circle the greater number.

A

○ ○ ○ ○ ○
○ ○ ○ ○

B

○ ○ ○ ○ ○
○

3. Count each group and write its number. Circle the greater number.

A

○ ○ ○ ○ ○

B

○ ○ ○ ○ ○
○ ○ ○ ○ ○

4. Count each group and write its number. Circle the greater number.

A

○ ○ ○ ○ ○
○ ○ ○

B

○ ○ ○ ○

5. Write a problem like question 1 with new numbers or objects. Solve it and show your work.

You can point, speak, draw, or write. Adults can note any help they give.



WORKSHEET OUTPOST | Grade 1 Math — Supported

Getting ready: Comparing Numbers Through 10

OW-G1-096 E5 | Five questions

Success criteria

I can tell which group has more, which has fewer, or if they are equal.

Name: _____ Date: _____

Try each problem. Tell an adult how you solved it. The adult can write down your answers.

1. Count each group and write its number. Circle the greater number.

A

○ ○ ○ ○ ○
○ ○

B

○ ○ ○ ○ ○
○ ○ ○

2. Count each group and write its number. Circle the greater number.

A

○ ○ ○ ○ ○
○ ○ ○ ○

B

○ ○ ○ ○ ○
○

3. Count each group and write its number. Circle the greater number.

A

○ ○ ○ ○ ○

B

○ ○ ○ ○ ○
○ ○ ○ ○ ○

4. Count each group and write its number. Circle the greater number.

A

○ ○ ○ ○ ○
○ ○ ○

B

○ ○ ○ ○

5. Write a problem like question 1 with new numbers or objects. Solve it and show your work.

You can point, speak, draw, or write. Adults can note any help they give.