

WORKSHEET OUTPOST | Grade 1 Math — Supported

Getting ready: Shapes

OW-G1-103 E1 | Five questions

Success criteria

I can name a shape even when it is turned or a different size.

Name: _____ Date: _____

Listen as an adult reads each question. Use counters or draw a picture to solve it.

1. Name the shape. Draw another one turned a different way.



2. Name the shape. Draw another one turned a different way.



3. Name the shape. Draw another one turned a different way.



4. Name the shape. Draw another one turned a different way.



5. Draw a shape like one on this page. Name it and describe one thing you notice about it.

You can point, speak, draw, or write. Adults can note any help they give.



WORKSHEET OUTPOST | Grade 1 Math — Supported

Getting ready: Shapes

OW-G1-103 E2 | Five questions

Success criteria
I can name a shape even when it is turned or a different size.

Name: _____ Date: _____

Work with a partner. Build a model, then say or write your answer.

1. Name the shape. Draw another one turned a different way.



2. Name the shape. Draw another one turned a different way.



3. Name the shape. Draw another one turned a different way.



4. Name the shape. Draw another one turned a different way.



5. Draw a shape like one on this page. Name it and describe one thing you notice about it.

You can point, speak, draw, or write. Adults can note any help they give.



WORKSHEET OUTPOST | Grade 1 Math — Supported

Getting ready: Shapes

OW-G1-103 E3 | Five questions

Success criteria
I can name a shape even when it is turned or a different size.

Name: _____ Date: _____

Work with a helper. Use objects, a number line, or a drawing to solve each problem.

1. Name the shape. Draw another one turned a different way.



2. Name the shape. Draw another one turned a different way.



3. Name the shape. Draw another one turned a different way.



4. Name the shape. Draw another one turned a different way.



5. Draw a shape like one on this page. Name it and describe one thing you notice about it.

You can point, speak, draw, or write. Adults can note any help they give.



WORKSHEET OUTPOST | Grade 1 Math — Supported

Getting ready: Shapes

OW-G1-103 E4 | Five questions

Success criteria
I can name a shape even when it is turned or a different size.

Name: _____ Date: _____

Ask an adult to show you how to start. Then finish the problem together.

1. Name the shape. Draw another one turned a different way.



2. Name the shape. Draw another one turned a different way.



3. Name the shape. Draw another one turned a different way.



4. Name the shape. Draw another one turned a different way.



5. Draw a shape like one on this page. Name it and describe one thing you notice about it.

You can point, speak, draw, or write. Adults can note any help they give.



WORKSHEET OUTPOST | Grade 1 Math — Supported

Getting ready: Shapes

OW-G1-103 E5 | Five questions

Success criteria

I can name a shape even when it is turned or a different size.

Name: _____ Date: _____

Try each problem. Tell an adult how you solved it. The adult can write down your answers.

1. Name the shape. Draw another one turned a different way.



2. Name the shape. Draw another one turned a different way.



3. Name the shape. Draw another one turned a different way.



4. Name the shape. Draw another one turned a different way.



5. Draw a shape like one on this page. Name it and describe one thing you notice about it.

You can point, speak, draw, or write. Adults can note any help they give.