


**WORKSHEET OUTPOST | Grade 1 Math — Supported**

# Find a useful fact pattern

**Success criteria**
I can find a sum or a difference and check my answer.

OW-G1-079 E1 | Five questions

Name: _____ Date: _____

Listen as an adult reads each question. Use counters or draw a picture to solve it.

1. 3 + 1 = 4. Without starting over, solve 3 + 2. Explain the pattern.

2. 4 + 1 = 5. Without starting over, solve 4 + 2. Explain the pattern.

3. 5 + 1 = 6. Without starting over, solve 5 + 2. Explain the pattern.

4. 6 + 1 = 7. Without starting over, solve 6 + 2. Explain the pattern.

5. Write a problem like question 1 with new numbers or objects. Solve it and show your work.

You can point, speak, draw, or write. Adults can note any help they give.




**WORKSHEET OUTPOST | Grade 1 Math — Supported**

# Find a useful fact pattern

**Success criteria**
I can find a sum or a difference and check my answer.

OW-G1-079 E2 | Five questions

Name: _____ Date: _____

Work with a partner. Build a model, then say or write your answer.

1. 3 + 1 = 4. Without starting over, solve 3 + 2. Explain the pattern.

2. 4 + 1 = 5. Without starting over, solve 4 + 2. Explain the pattern.

3. 5 + 1 = 6. Without starting over, solve 5 + 2. Explain the pattern.

4. 6 + 1 = 7. Without starting over, solve 6 + 2. Explain the pattern.

5. Write a problem like question 1 with new numbers or objects. Solve it and show your work.

You can point, speak, draw, or write. Adults can note any help they give.




**WORKSHEET OUTPOST | Grade 1 Math — Supported**

# Find a useful fact pattern

**Success criteria**
I can find a sum or a difference and check my answer.

OW-G1-079 E3 | Five questions

Name: _____ Date: _____

Work with a helper. Use objects, a number line, or a drawing to solve each problem.

1. 3 + 1 = 4. Without starting over, solve 3 + 2. Explain the pattern.

2. 4 + 1 = 5. Without starting over, solve 4 + 2. Explain the pattern.

3. 5 + 1 = 6. Without starting over, solve 5 + 2. Explain the pattern.

4. 6 + 1 = 7. Without starting over, solve 6 + 2. Explain the pattern.

5. Write a problem like question 1 with new numbers or objects. Solve it and show your work.

You can point, speak, draw, or write. Adults can note any help they give.




**WORKSHEET OUTPOST | Grade 1 Math — Supported**

# Find a useful fact pattern

**Success criteria**
I can find a sum or a difference and check my answer.

OW-G1-079 E4 | Five questions

Name: _____ Date: _____

Ask an adult to show you how to start. Then finish the problem together.

1. 3 + 1 = 4. Without starting over, solve 3 + 2. Explain the pattern.

2. 4 + 1 = 5. Without starting over, solve 4 + 2. Explain the pattern.

3. 5 + 1 = 6. Without starting over, solve 5 + 2. Explain the pattern.

4. 6 + 1 = 7. Without starting over, solve 6 + 2. Explain the pattern.

5. Write a problem like question 1 with new numbers or objects. Solve it and show your work.

You can point, speak, draw, or write. Adults can note any help they give.




**WORKSHEET OUTPOST | Grade 1 Math — Supported**

# Find a useful fact pattern

**Success criteria**
I can find a sum or a difference and check my answer.

OW-G1-079 E5 | Five questions

Name: _____ Date: _____

Try each problem. Tell an adult how you solved it. The adult can write down your answers.

1. 3 + 1 = 4. Without starting over, solve 3 + 2. Explain the pattern.

2. 4 + 1 = 5. Without starting over, solve 4 + 2. Explain the pattern.

3. 5 + 1 = 6. Without starting over, solve 5 + 2. Explain the pattern.

4. 6 + 1 = 7. Without starting over, solve 6 + 2. Explain the pattern.

5. Write a problem like question 1 with new numbers or objects. Solve it and show your work.

You can point, speak, draw, or write. Adults can note any help they give.