

WORKSHEET OUTPOST | Grade 1 Math — Supported

Fill ten before adding the rest

Success criteria
I can find a sum or a difference and check my answer.

OW-G1-025 E1 | Five questions

Name: _____ Date: _____

Listen as an adult reads each question. Use counters or draw a picture to solve it.

1. Make 10 to solve 8 + 3. Draw dots. Show how you split an addend.



2. Make 10 to solve 9 + 4. Draw dots. Show how you split an addend.



3. Make 10 to solve 7 + 5. Draw dots. Show how you split an addend.



4. Make 10 to solve 9 + 6. Draw dots. Show how you split an addend.



5. Write a problem like question 1 with new numbers or objects. Solve it and show your work.

You can point, speak, draw, or write. Adults can note any help they give.



WORKSHEET OUTPOST | Grade 1 Math — Supported

Fill ten before adding the rest

Success criteria
I can find a sum or a difference and check my answer.

OW-G1-025 E2 | Five questions

Name: _____ Date: _____

Work with a partner. Build a model, then say or write your answer.

1. Make 10 to solve 8 + 3. Draw dots. Show how you split an addend.



2. Make 10 to solve 9 + 4. Draw dots. Show how you split an addend.



3. Make 10 to solve 7 + 5. Draw dots. Show how you split an addend.



4. Make 10 to solve 9 + 6. Draw dots. Show how you split an addend.



5. Write a problem like question 1 with new numbers or objects. Solve it and show your work.

You can point, speak, draw, or write. Adults can note any help they give.



WORKSHEET OUTPOST | Grade 1 Math — Supported

Fill ten before adding the rest

OW-G1-025 E3 | Five questions

Success criteria
I can find a sum or a difference and check my answer.

Name: _____ Date: _____

Work with a helper. Use objects, a number line, or a drawing to solve each problem.

1. Make 10 to solve 8 + 3. Draw dots. Show how you split an addend.



2. Make 10 to solve 9 + 4. Draw dots. Show how you split an addend.



3. Make 10 to solve 7 + 5. Draw dots. Show how you split an addend.



4. Make 10 to solve 9 + 6. Draw dots. Show how you split an addend.



5. Write a problem like question 1 with new numbers or objects. Solve it and show your work.

You can point, speak, draw, or write. Adults can note any help they give.



WORKSHEET OUTPOST | Grade 1 Math — Supported

Fill ten before adding the rest

Success criteria
I can find a sum or a difference and check my answer.

OW-G1-025 E4 | Five questions

Name: _____ Date: _____

Ask an adult to show you how to start. Then finish the problem together.

1. Make 10 to solve 8 + 3. Draw dots. Show how you split an addend.



2. Make 10 to solve 9 + 4. Draw dots. Show how you split an addend.



3. Make 10 to solve 7 + 5. Draw dots. Show how you split an addend.



4. Make 10 to solve 9 + 6. Draw dots. Show how you split an addend.



5. Write a problem like question 1 with new numbers or objects. Solve it and show your work.

You can point, speak, draw, or write. Adults can note any help they give.



WORKSHEET OUTPOST | Grade 1 Math — Supported

Fill ten before adding the rest

Success criteria
I can find a sum or a difference and check my answer.

OW-G1-025 E5 | Five questions

Name: _____ Date: _____

Try each problem. Tell an adult how you solved it. The adult can write down your answers.

1. Make 10 to solve 8 + 3. Draw dots. Show how you split an addend.



2. Make 10 to solve 9 + 4. Draw dots. Show how you split an addend.



3. Make 10 to solve 7 + 5. Draw dots. Show how you split an addend.



4. Make 10 to solve 9 + 6. Draw dots. Show how you split an addend.



5. Write a problem like question 1 with new numbers or objects. Solve it and show your work.

You can point, speak, draw, or write. Adults can note any help they give.