

WORKSHEET OUTPOST | Grade 1 Math — Supported

Counting steps for differences

Success criteria
I can count on to add or count back to subtract.

OW-G1-164 E1 | Five questions

Name: _____ Date: _____

Listen as an adult reads each question. Use counters or draw a picture to solve it.

1. 12 - 1 = ___. Count back on the line.

0 2 4 6 8 10 12 14 16 18 20
1 3 5 7 9 11 13 15 17 19

2. 13 - 2 = ___. Count back on the line.

0 2 4 6 8 10 12 14 16 18 20
1 3 5 7 9 11 13 15 17 19

3. 14 - 3 = ___. Count back on the line.

0 2 4 6 8 10 12 14 16 18 20
1 3 5 7 9 11 13 15 17 19

4. 15 - 4 = ___. Count back on the line.

0 2 4 6 8 10 12 14 16 18 20
1 3 5 7 9 11 13 15 17 19

5. Write a problem like question 1 with new numbers or objects. Solve it and show your work.

You can point, speak, draw, or write. Adults can note any help they give.



WORKSHEET OUTPOST | Grade 1 Math — Supported

Counting steps for differences

Success criteria
I can count on to add or count back to subtract.

OW-G1-164 E2 | Five questions

Name: _____ Date: _____

Work with a partner. Build a model, then say or write your answer.

1. 12 - 1 = ___. Count back on the line.



2. 13 - 2 = ___. Count back on the line.

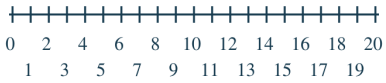

3. 14 - 3 = ___. Count back on the line.



4. 15 - 4 = ___. Count back on the line.

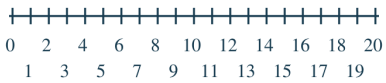

5. Write a problem like question 1 with new numbers or objects. Solve it and show your work.

You can point, speak, draw, or write. Adults can note any help they give.



WORKSHEET OUTPOST | Grade 1 Math — Supported

Counting steps for differences

Success criteria
I can count on to add or count back to subtract.

OW-G1-164 E3 | Five questions

Name: _____ Date: _____

Work with a helper. Use objects, a number line, or a drawing to solve each problem.

1. 12 - 1 = ___. Count back on the line.



2. 13 - 2 = ___. Count back on the line.

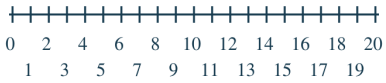

3. 14 - 3 = ___. Count back on the line.



4. 15 - 4 = ___. Count back on the line.

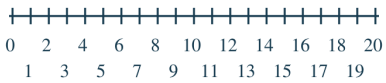

5. Write a problem like question 1 with new numbers or objects. Solve it and show your work.

You can point, speak, draw, or write. Adults can note any help they give.



WORKSHEET OUTPOST | Grade 1 Math — Supported

Counting steps for differences

Success criteria
I can count on to add or count back to subtract.

OW-G1-164 E4 | Five questions

Name: _____ Date: _____

Ask an adult to show you how to start. Then finish the problem together.

1. 12 - 1 = ___. Count back on the line.



2. 13 - 2 = ___. Count back on the line.

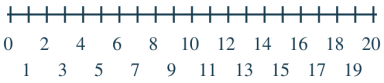

3. 14 - 3 = ___. Count back on the line.

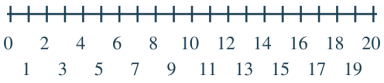

4. 15 - 4 = ___. Count back on the line.

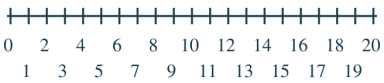

5. Write a problem like question 1 with new numbers or objects. Solve it and show your work.

You can point, speak, draw, or write. Adults can note any help they give.



WORKSHEET OUTPOST | Grade 1 Math — Supported

Counting steps for differences

Success criteria
I can count on to add or count back to subtract.

OW-G1-164 E5 | Five questions

Name: _____ Date: _____

Try each problem. Tell an adult how you solved it. The adult can write down your answers.

1. 12 - 1 = ___. Count back on the line.



2. 13 - 2 = ___. Count back on the line.

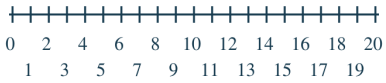

3. 14 - 3 = ___. Count back on the line.



4. 15 - 4 = ___. Count back on the line.

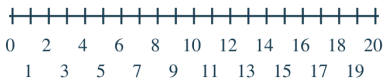

5. Write a problem like question 1 with new numbers or objects. Solve it and show your work.

You can point, speak, draw, or write. Adults can note any help they give.