

WORKSHEET OUTPOST | Grade 1 Math — Supported

Four facts from three numbers

Success criteria
I can use an addition fact to find a missing number in subtraction.

OW-G1-180 E1 | Five questions

Name: _____ Date: _____

Listen as an adult reads each question. Use counters or draw a picture to solve it.

1. Use 3, 6, and 9 to write two addition facts and two subtraction facts.

2. Use 4, 7, and 11 to write two addition facts and two subtraction facts.

3. Use 5, 8, and 13 to write two addition facts and two subtraction facts.

4. Use 6, 9, and 15 to write two addition facts and two subtraction facts.

5. Write a problem like question 1 with new numbers or objects. Solve it and show your work.

You can point, speak, draw, or write. Adults can note any help they give.



WORKSHEET OUTPOST | Grade 1 Math — Supported

Four facts from three numbers

Success criteria
I can use an addition fact to find a missing number in subtraction.

OW-G1-180 E2 | Five questions

Name: _____ Date: _____

Work with a partner. Build a model, then say or write your answer.

1. Use 3, 6, and 9 to write two addition facts and two subtraction facts.

2. Use 4, 7, and 11 to write two addition facts and two subtraction facts.

3. Use 5, 8, and 13 to write two addition facts and two subtraction facts.

4. Use 6, 9, and 15 to write two addition facts and two subtraction facts.

5. Write a problem like question 1 with new numbers or objects. Solve it and show your work.

You can point, speak, draw, or write. Adults can note any help they give.



WORKSHEET OUTPOST | Grade 1 Math — Supported

Four facts from three numbers

Success criteria
I can use an addition fact to find a missing number in subtraction.

OW-G1-180 E3 | Five questions

Name: _____ Date: _____

Work with a helper. Use objects, a number line, or a drawing to solve each problem.

1. Use 3, 6, and 9 to write two addition facts and two subtraction facts.

2. Use 4, 7, and 11 to write two addition facts and two subtraction facts.

3. Use 5, 8, and 13 to write two addition facts and two subtraction facts.

4. Use 6, 9, and 15 to write two addition facts and two subtraction facts.

5. Write a problem like question 1 with new numbers or objects. Solve it and show your work.

You can point, speak, draw, or write. Adults can note any help they give.



WORKSHEET OUTPOST | Grade 1 Math — Supported

Four facts from three numbers

Success criteria
I can use an addition fact to find a missing number in subtraction.

OW-G1-180 E4 | Five questions

Name: _____ Date: _____

Ask an adult to show you how to start. Then finish the problem together.

1. Use 3, 6, and 9 to write two addition facts and two subtraction facts.

2. Use 4, 7, and 11 to write two addition facts and two subtraction facts.

3. Use 5, 8, and 13 to write two addition facts and two subtraction facts.

4. Use 6, 9, and 15 to write two addition facts and two subtraction facts.

5. Write a problem like question 1 with new numbers or objects. Solve it and show your work.

You can point, speak, draw, or write. Adults can note any help they give.



WORKSHEET OUTPOST | Grade 1 Math — Supported

Four facts from three numbers

Success criteria
I can use an addition fact to find a missing number in subtraction.

OW-G1-180 E5 | Five questions

Name: _____ Date: _____

Try each problem. Tell an adult how you solved it. The adult can write down your answers.

1. Use 3, 6, and 9 to write two addition facts and two subtraction facts.

2. Use 4, 7, and 11 to write two addition facts and two subtraction facts.

3. Use 5, 8, and 13 to write two addition facts and two subtraction facts.

4. Use 6, 9, and 15 to write two addition facts and two subtraction facts.

5. Write a problem like question 1 with new numbers or objects. Solve it and show your work.

You can point, speak, draw, or write. Adults can note any help they give.