

WORKSHEET OUTPOST | Grade 1 Math — Supported

Use addition to subtract

OW-G1-161 E1 | Five questions

Success criteria

I can use an addition fact to find a missing number in subtraction.

Name: _____ Date: _____

Listen as an adult reads each question. Use counters or draw a picture to solve it.

1. 4 + ___ = 12. Use addition to solve 12 - 4. Show how you counted.

2. 5 + ___ = 13. Use addition to solve 13 - 5. Show how you counted.

3. 6 + ___ = 14. Use addition to solve 14 - 6. Show how you counted.

4. 7 + ___ = 15. Use addition to solve 15 - 7. Show how you counted.

5. Write a problem like question 1 with new numbers or objects. Solve it and show your work.

You can point, speak, draw, or write. Adults can note any help they give.



WORKSHEET OUTPOST | Grade 1 Math — Supported

Use addition to subtract

OW-G1-161 E2 | Five questions

Success criteria

I can use an addition fact to find a missing number in subtraction.

Name: _____ Date: _____

Work with a partner. Build a model, then say or write your answer.

1. 4 + ___ = 12. Use addition to solve 12 - 4. Show how you counted.

2. 5 + ___ = 13. Use addition to solve 13 - 5. Show how you counted.

3. 6 + ___ = 14. Use addition to solve 14 - 6. Show how you counted.

4. 7 + ___ = 15. Use addition to solve 15 - 7. Show how you counted.

5. Write a problem like question 1 with new numbers or objects. Solve it and show your work.

You can point, speak, draw, or write. Adults can note any help they give.



WORKSHEET OUTPOST | Grade 1 Math — Supported

Use addition to subtract

OW-G1-161 E3 | Five questions

Success criteria

I can use an addition fact to find a missing number in subtraction.

Name: _____ Date: _____

Work with a helper. Use objects, a number line, or a drawing to solve each problem.

1. 4 + ___ = 12. Use addition to solve 12 - 4. Show how you counted.

2. 5 + ___ = 13. Use addition to solve 13 - 5. Show how you counted.

3. 6 + ___ = 14. Use addition to solve 14 - 6. Show how you counted.

4. 7 + ___ = 15. Use addition to solve 15 - 7. Show how you counted.

5. Write a problem like question 1 with new numbers or objects. Solve it and show your work.

You can point, speak, draw, or write. Adults can note any help they give.



WORKSHEET OUTPOST | Grade 1 Math — Supported

Use addition to subtract

OW-G1-161 E4 | Five questions

Success criteria

I can use an addition fact to find a missing number in subtraction.

Name: _____ Date: _____

Ask an adult to show you how to start. Then finish the problem together.

1. 4 + ___ = 12. Use addition to solve 12 - 4. Show how you counted.

2. 5 + ___ = 13. Use addition to solve 13 - 5. Show how you counted.

3. 6 + ___ = 14. Use addition to solve 14 - 6. Show how you counted.

4. 7 + ___ = 15. Use addition to solve 15 - 7. Show how you counted.

5. Write a problem like question 1 with new numbers or objects. Solve it and show your work.

You can point, speak, draw, or write. Adults can note any help they give.



WORKSHEET OUTPOST | Grade 1 Math — Supported

Use addition to subtract

OW-G1-161 E5 | Five questions

Success criteria

I can use an addition fact to find a missing number in subtraction.

Name: _____ Date: _____

Try each problem. Tell an adult how you solved it. The adult can write down your answers.

1. 4 + ___ = 12. Use addition to solve 12 - 4. Show how you counted.

2. 5 + ___ = 13. Use addition to solve 13 - 5. Show how you counted.

3. 6 + ___ = 14. Use addition to solve 14 - 6. Show how you counted.

4. 7 + ___ = 15. Use addition to solve 15 - 7. Show how you counted.

5. Write a problem like question 1 with new numbers or objects. Solve it and show your work.

You can point, speak, draw, or write. Adults can note any help they give.