

WORKSHEET OUTPOST | Grade 1 Math — Supported

Describe how you found a difference

OW-G1-165 E1 | Five questions

Success criteria
I can find a sum or a difference and check my answer.

Name: _____ Date: _____

Listen as an adult reads each question. Use counters or draw a picture to solve it.

1. Solve 12 - 4. Explain a strategy and check with addition.

2. Solve 13 - 5. Explain a strategy and check with addition.

3. Solve 14 - 6. Explain a strategy and check with addition.

4. Solve 15 - 7. Explain a strategy and check with addition.

5. Write a problem like question 1 with new numbers or objects. Solve it and show your work.

You can point, speak, draw, or write. Adults can note any help they give.



WORKSHEET OUTPOST | Grade 1 Math — Supported

Describe how you found a difference

OW-G1-165 E2 | Five questions

Success criteria

I can find a sum or a difference and check my answer.

Name: _____ Date: _____

Work with a partner. Build a model, then say or write your answer.

1. Solve 12 - 4. Explain a strategy and check with addition.

2. Solve 13 - 5. Explain a strategy and check with addition.

3. Solve 14 - 6. Explain a strategy and check with addition.

4. Solve 15 - 7. Explain a strategy and check with addition.

5. Write a problem like question 1 with new numbers or objects. Solve it and show your work.

You can point, speak, draw, or write. Adults can note any help they give.



WORKSHEET OUTPOST | Grade 1 Math — Supported

Describe how you found a difference

OW-G1-165 E3 | Five questions

Success criteria

I can find a sum or a difference and check my answer.

Name: _____ Date: _____

Work with a helper. Use objects, a number line, or a drawing to solve each problem.

1. Solve 12 - 4. Explain a strategy and check with addition.

2. Solve 13 - 5. Explain a strategy and check with addition.

3. Solve 14 - 6. Explain a strategy and check with addition.

4. Solve 15 - 7. Explain a strategy and check with addition.

5. Write a problem like question 1 with new numbers or objects. Solve it and show your work.

You can point, speak, draw, or write. Adults can note any help they give.



WORKSHEET OUTPOST | Grade 1 Math — Supported

Describe how you found a difference

OW-G1-165 E4 | Five questions

Success criteria
I can find a sum or a difference and check my answer.

Name: _____ Date: _____

Ask an adult to show you how to start. Then finish the problem together.

1. Solve 12 - 4. Explain a strategy and check with addition.

2. Solve 13 - 5. Explain a strategy and check with addition.

3. Solve 14 - 6. Explain a strategy and check with addition.

4. Solve 15 - 7. Explain a strategy and check with addition.

5. Write a problem like question 1 with new numbers or objects. Solve it and show your work.

You can point, speak, draw, or write. Adults can note any help they give.



WORKSHEET OUTPOST | Grade 1 Math — Supported

Describe how you found a difference

OW-G1-165 E5 | Five questions

Success criteria
I can find a sum or a difference and check my answer.

Name: _____ Date: _____

Try each problem. Tell an adult how you solved it. The adult can write down your answers.

1. Solve 12 - 4. Explain a strategy and check with addition.

2. Solve 13 - 5. Explain a strategy and check with addition.

3. Solve 14 - 6. Explain a strategy and check with addition.

4. Solve 15 - 7. Explain a strategy and check with addition.

5. Write a problem like question 1 with new numbers or objects. Solve it and show your work.

You can point, speak, draw, or write. Adults can note any help they give.