

WORKSHEET OUTPOST | Grade 1 Math — Supported

Balance both sides of an equation

OW-G1-052 E1 | Five questions

Success criteria
I can tell whether both sides of an equal sign have the same value.

Name: _____ Date: _____

Listen as an adult reads each question. Use counters or draw a picture to solve it.

1. 3 + 2 = ___ + 2. Make the equation true. Check both sides.

2. 4 + 1 = ___ + 2. Make the equation true. Check both sides.

3. 5 + 3 = ___ + 2. Make the equation true. Check both sides.

4. 6 + 2 = ___ + 2. Make the equation true. Check both sides.

5. Write a problem like question 1 with new numbers or objects. Solve it and show your work.

You can point, speak, draw, or write. Adults can note any help they give.



WORKSHEET OUTPOST | Grade 1 Math — Supported

Balance both sides of an equation

OW-G1-052 E2 | Five questions

Success criteria
I can tell whether both sides of an equal sign have the same value.

Name: _____ Date: _____

Work with a partner. Build a model, then say or write your answer.

1. 3 + 2 = ___ + 2. Make the equation true. Check both sides.

2. 4 + 1 = ___ + 2. Make the equation true. Check both sides.

3. 5 + 3 = ___ + 2. Make the equation true. Check both sides.

4. 6 + 2 = ___ + 2. Make the equation true. Check both sides.

5. Write a problem like question 1 with new numbers or objects. Solve it and show your work.

You can point, speak, draw, or write. Adults can note any help they give.



WORKSHEET OUTPOST | Grade 1 Math — Supported

Balance both sides of an equation

OW-G1-052 E3 | Five questions

Success criteria
I can tell whether both sides of an equal sign have the same value.

Name: _____ Date: _____

Work with a helper. Use objects, a number line, or a drawing to solve each problem.

1. 3 + 2 = ___ + 2. Make the equation true. Check both sides.

2. 4 + 1 = ___ + 2. Make the equation true. Check both sides.

3. 5 + 3 = ___ + 2. Make the equation true. Check both sides.

4. 6 + 2 = ___ + 2. Make the equation true. Check both sides.

5. Write a problem like question 1 with new numbers or objects. Solve it and show your work.

You can point, speak, draw, or write. Adults can note any help they give.



WORKSHEET OUTPOST | Grade 1 Math — Supported

Balance both sides of an equation

OW-G1-052 E4 | Five questions

Success criteria
I can tell whether both sides of an equal sign have the same value.

Name: _____ Date: _____

Ask an adult to show you how to start. Then finish the problem together.

1. 3 + 2 = ___ + 2. Make the equation true. Check both sides.

2. 4 + 1 = ___ + 2. Make the equation true. Check both sides.

3. 5 + 3 = ___ + 2. Make the equation true. Check both sides.

4. 6 + 2 = ___ + 2. Make the equation true. Check both sides.

5. Write a problem like question 1 with new numbers or objects. Solve it and show your work.

You can point, speak, draw, or write. Adults can note any help they give.



WORKSHEET OUTPOST | Grade 1 Math — Supported

Balance both sides of an equation

OW-G1-052 E5 | Five questions

Success criteria

I can tell whether both sides of an equal sign have the same value.

Name: _____ Date: _____

Try each problem. Tell an adult how you solved it. The adult can write down your answers.

1. 3 + 2 = ___ + 2. Make the equation true. Check both sides.

2. 4 + 1 = ___ + 2. Make the equation true. Check both sides.

3. 5 + 3 = ___ + 2. Make the equation true. Check both sides.

4. 6 + 2 = ___ + 2. Make the equation true. Check both sides.

5. Write a problem like question 1 with new numbers or objects. Solve it and show your work.

You can point, speak, draw, or write. Adults can note any help they give.