

WORKSHEET OUTPOST | Grade 1 Math — Supported

Make a class data display

OW-G1-047 E1 | Five questions

Success criteria

I can read a graph and use the counts to answer a question.

Name: _____ Date: _____

Listen as an adult reads each question. Use counters or draw a picture to solve it.

1. The votes show which pets people chose. Make a tally chart with three labeled rows.

Cats ○ ○
Dogs ○ ○ ○ ○
Fish ○

Each circle = 1 vote.

2. The votes show which pets people chose. Make a tally chart with three labeled rows.

Cats ○ ○ ○
Dogs ○ ○ ○ ○ ○
Fish ○ ○

Each circle = 1 vote.

3. The votes show which pets people chose. Make a tally chart with three labeled rows.

Cats ○ ○ ○ ○
Dogs ○ ○ ○ ○ ○ ○
Fish ○ ○ ○

Each circle = 1 vote.

4. Ask four people to choose Cats, Dogs, or Fish. Record one tally for each vote. Write the three totals.

5. Write a problem like question 1 with new numbers or objects. Solve it and show your work.

You can point, speak, draw, or write. Adults can note any help they give.



WORKSHEET OUTPOST | Grade 1 Math — Supported

Make a class data display

OW-G1-047 E2 | Five questions

Success criteria
I can read a graph and use the counts to answer a question.

Name: _____ Date: _____

Work with a partner. Build a model, then say or write your answer.

1. The votes show which pets people chose. Make a tally chart with three labeled rows.

Cats ○ ○
Dogs ○ ○ ○ ○
Fish ○

Each circle = 1 vote.

2. The votes show which pets people chose. Make a tally chart with three labeled rows.

Cats ○ ○ ○
Dogs ○ ○ ○ ○ ○
Fish ○ ○

Each circle = 1 vote.

3. The votes show which pets people chose. Make a tally chart with three labeled rows.

Cats ○ ○ ○ ○
Dogs ○ ○ ○ ○ ○ ○
Fish ○ ○ ○

Each circle = 1 vote.

4. Ask four people to choose Cats, Dogs, or Fish. Record one tally for each vote. Write the three totals.

5. Write a problem like question 1 with new numbers or objects. Solve it and show your work.



WORKSHEET OUTPOST | Grade 1 Math — Supported

Make a class data display

OW-G1-047 E3 | Five questions

Success criteria

I can read a graph and use the counts to answer a question.

Name: _____ Date: _____

Work with a helper. Use objects, a number line, or a drawing to solve each problem.

1. The votes show which pets people chose. Make a tally chart with three labeled rows.

Cats	○ ○
Dogs	○ ○ ○ ○
Fish	○

Each circle = 1 vote.

2. The votes show which pets people chose. Make a tally chart with three labeled rows.

Cats	○ ○ ○
Dogs	○ ○ ○ ○ ○
Fish	○ ○

Each circle = 1 vote.

3. The votes show which pets people chose. Make a tally chart with three labeled rows.

Cats	○ ○ ○ ○
Dogs	○ ○ ○ ○ ○ ○
Fish	○ ○ ○

Each circle = 1 vote.

4. Ask four people to choose Cats, Dogs, or Fish. Record one tally for each vote. Write the three totals.

5. Write a problem like question 1 with new numbers or objects. Solve it and show your work.

You can point, speak, draw, or write. Adults can note any help they give.



WORKSHEET OUTPOST | Grade 1 Math — Supported

Make a class data display

OW-G1-047 E4 | Five questions

Success criteria

I can read a graph and use the counts to answer a question.

Name: _____ Date: _____

Ask an adult to show you how to start. Then finish the problem together.

1. The votes show which pets people chose. Make a tally chart with three labeled rows.

Cats ○ ○
Dogs ○ ○ ○ ○
Fish ○

Each circle = 1 vote.

2. The votes show which pets people chose. Make a tally chart with three labeled rows.

Cats ○ ○ ○
Dogs ○ ○ ○ ○ ○
Fish ○ ○

Each circle = 1 vote.

3. The votes show which pets people chose. Make a tally chart with three labeled rows.

Cats ○ ○ ○ ○
Dogs ○ ○ ○ ○ ○ ○
Fish ○ ○ ○

Each circle = 1 vote.

4. Ask four people to choose Cats, Dogs, or Fish. Record one tally for each vote. Write the three totals.

5. Write a problem like question 1 with new numbers or objects. Solve it and show your work.

You can point, speak, draw, or write. Adults can note any help they give.



WORKSHEET OUTPOST | Grade 1 Math — Supported

Make a class data display

OW-G1-047 E5 | Five questions

Success criteria

I can read a graph and use the counts to answer a question.

Name: _____ Date: _____

Try each problem. Tell an adult how you solved it. The adult can write down your answers.

1. The votes show which pets people chose. Make a tally chart with three labeled rows.

Cats ○ ○
Dogs ○ ○ ○ ○
Fish ○

Each circle = 1 vote.

2. The votes show which pets people chose. Make a tally chart with three labeled rows.

Cats ○ ○ ○
Dogs ○ ○ ○ ○ ○
Fish ○ ○

Each circle = 1 vote.

3. The votes show which pets people chose. Make a tally chart with three labeled rows.

Cats ○ ○ ○ ○
Dogs ○ ○ ○ ○ ○ ○
Fish ○ ○ ○

Each circle = 1 vote.

4. Ask four people to choose Cats, Dogs, or Fish. Record one tally for each vote. Write the three totals.

5. Write a problem like question 1 with new numbers or objects. Solve it and show your work.

You can point, speak, draw, or write. Adults can note any help they give.