

WORKSHEET OUTPOST | Grade 1 Math — Supported

Read a 120 chart

OW-G1-037 E1 | Five questions

Success criteria

I can find a number on the chart and use the rows or columns to count on.

Name: _____ Date: _____

Listen as an adult reads each question. Use counters or draw a picture to solve it.

1. Find 38. Circle the next three numbers you say when counting by ones.

2. Find 59. Circle the next three numbers you say when counting by ones.

3. Find 98. Circle the next three numbers you say when counting by ones.

4. Find 117. Circle the next three numbers you say when counting by ones.

5. Write a problem like question 1 with new numbers or objects. Solve it and show your work.

You can point, speak, draw, or write. Adults can note any help they give.



WORKSHEET OUTPOST | Grade 1 Math — Supported

Read a 120 chart

OW-G1-037 E2 | Five questions

Success criteria

I can find a number on the chart and use the rows or columns to count on.

Name: _____ Date: _____

Work with a partner. Build a model, then say or write your answer.

1. Find 38. Circle the next three numbers you say when counting by ones.

2. Find 59. Circle the next three numbers you say when counting by ones.

3. Find 98. Circle the next three numbers you say when counting by ones.

4. Find 117. Circle the next three numbers you say when counting by ones.

5. Write a problem like question 1 with new numbers or objects. Solve it and show your work.

You can point, speak, draw, or write. Adults can note any help they give.



WORKSHEET OUTPOST | Grade 1 Math — Supported

Read a 120 chart

OW-G1-037 E3 | Five questions

Success criteria

I can find a number on the chart and use the rows or columns to count on.

Name: _____ Date: _____

Work with a helper. Use objects, a number line, or a drawing to solve each problem.

1. Find 38. Circle the next three numbers you say when counting by ones.

2. Find 59. Circle the next three numbers you say when counting by ones.

3. Find 98. Circle the next three numbers you say when counting by ones.

4. Find 117. Circle the next three numbers you say when counting by ones.

5. Write a problem like question 1 with new numbers or objects. Solve it and show your work.

You can point, speak, draw, or write. Adults can note any help they give.



WORKSHEET OUTPOST | Grade 1 Math — Supported

Read a 120 chart

OW-G1-037 E4 | Five questions

Success criteria

I can find a number on the chart and use the rows or columns to count on.

Name: _____ Date: _____

Ask an adult to show you how to start. Then finish the problem together.

1. Find 38. Circle the next three numbers you say when counting by ones.

2. Find 59. Circle the next three numbers you say when counting by ones.

3. Find 98. Circle the next three numbers you say when counting by ones.

4. Find 117. Circle the next three numbers you say when counting by ones.

5. Write a problem like question 1 with new numbers or objects. Solve it and show your work.

You can point, speak, draw, or write. Adults can note any help they give.



WORKSHEET OUTPOST | Grade 1 Math — Supported

Read a 120 chart

OW-G1-037 E5 | Five questions

Success criteria

I can find a number on the chart and use the rows or columns to count on.

Name: _____ Date: _____

Try each problem. Tell an adult how you solved it. The adult can write down your answers.

1. Find 38. Circle the next three numbers you say when counting by ones.

2. Find 59. Circle the next three numbers you say when counting by ones.

3. Find 98. Circle the next three numbers you say when counting by ones.

4. Find 117. Circle the next three numbers you say when counting by ones.

5. Write a problem like question 1 with new numbers or objects. Solve it and show your work.

You can point, speak, draw, or write. Adults can note any help they give.



OW-G1-037 | Supported practice

Read a 120 chart

Success criteria

I can find a number on the chart and use the rows and columns to count on or back.

1	2	3	4	5	6	7	8	9	10
11	12	13	14	15	16	17	18	19	20
21	22	23	24	25	26	27	28	29	30
31	32	33	34	35	36	37	38	39	40
41	42	43	44	45	46	47	48	49	50
51	52	53	54	55	56	57	58	59	60
61	62	63	64	65	66	67	68	69	70
71	72	73	74	75	76	77	78	79	80
81	82	83	84	85	86	87	88	89	90
91	92	93	94	95	96	97	98	99	100



OW-G1-037 | Supported practice

Read a 120 chart

Success criteria
I can find a number on the chart and use the rows and columns to count on or back.

1	2	3	4	5	6	7	8	9	10
11	12	13	14	15	16	17	18	19	20
21	22	23	24	25	26	27	28	29	30
31	32	33	34	35	36	37	38	39	40
41	42	43	44	45	46	47	48	49	50
51	52	53	54	55	56	57	58	59	60
61	62	63	64	65	66	67	68	69	70
71	72	73	74	75	76	77	78	79	80
81	82	83	84	85	86	87	88	89	90
91	92	93	94	95	96	97	98	99	100
101	102	103	104	105	106	107	108	109	110
111	112	113	114	115	116	117	118	119	120