

WORKSHEET OUTPOST | Grade 1 Math — Supported

Switch between one-step and ten-step counts

OW-G1-038 E1 | Five questions

Name: _____ Date: _____

Success criteria
I can count on and write the missing numbers in order.

Listen as an adult reads each question. Use counters or draw a picture to solve it.

1. Count by ones: 65, ___, ___, ___.

2. Count by tens: 70, ___, ___, ___.

3. Count by ones: 98, ___, ___, ___.

4. Count by tens: 90, ___, ___, ___.

5. Write a problem like question 1 with new numbers or objects. Solve it and show your work.

You can point, speak, draw, or write. Adults can note any help they give.



WORKSHEET OUTPOST | Grade 1 Math — Supported

Switch between one-step and ten-step counts

OW-G1-038 E2 | Five questions

Name: _____ Date: _____

Success criteria
I can count on and write the missing numbers in order.

Work with a partner. Build a model, then say or write your answer.

1. Count by ones: 65, ___, ___, ___.

2. Count by tens: 70, ___, ___, ___.

3. Count by ones: 98, ___, ___, ___.

4. Count by tens: 90, ___, ___, ___.

5. Write a problem like question 1 with new numbers or objects. Solve it and show your work.

You can point, speak, draw, or write. Adults can note any help they give.



WORKSHEET OUTPOST | Grade 1 Math — Supported

Switch between one-step and ten-step counts

OW-G1-038 E3 | Five questions

Success criteria
I can count on and write the missing numbers in order.

Name: _____ Date: _____

Work with a helper. Use objects, a number line, or a drawing to solve each problem.

1. Count by ones: 65, ___, ___, ___.

2. Count by tens: 70, ___, ___, ___.

3. Count by ones: 98, ___, ___, ___.

4. Count by tens: 90, ___, ___, ___.

5. Write a problem like question 1 with new numbers or objects. Solve it and show your work.

You can point, speak, draw, or write. Adults can note any help they give.



WORKSHEET OUTPOST | Grade 1 Math — Supported

Switch between one-step and ten-step counts

OW-G1-038 E4 | Five questions

Name: _____ Date: _____

Success criteria
I can count on and write the missing numbers in order.



Ask an adult to show you how to start. Then finish the problem together.

1. Count by ones: 65, ___, ___, ___.

2. Count by tens: 70, ___, ___, ___.

3. Count by ones: 98, ___, ___, ___.

4. Count by tens: 90, ___, ___, ___.

5. Write a problem like question 1 with new numbers or objects. Solve it and show your work.

You can point, speak, draw, or write. Adults can note any help they give.



WORKSHEET OUTPOST | Grade 1 Math — Supported

Switch between one-step and ten-step counts

OW-G1-038 E5 | Five questions

Name: _____ Date: _____

Success criteria
I can count on and write the missing numbers in order.

Try each problem. Tell an adult how you solved it. The adult can write down your answers.

1. Count by ones: 65, ___, ___, ___.

2. Count by tens: 70, ___, ___, ___.

3. Count by ones: 98, ___, ___, ___.

4. Count by tens: 90, ___, ___, ___.

5. Write a problem like question 1 with new numbers or objects. Solve it and show your work.

You can point, speak, draw, or write. Adults can note any help they give.