


**WORKSHEET OUTPOST | Grade 1 Math — Supported**

# Make counting jumps

**Success criteria**
I can count on and write the missing numbers in order.

OW-G1-035 E1 | Five questions

Name: _____ Date: _____

Listen as an adult reads each question. Use counters or draw a picture to solve it.

1. Start at 48. Make three hops of 1. Label each landing.

2. Start at 60. Make three hops of 10. Label each landing.

3. Start at 98. Make three hops of 1. Label each landing.

4. Start at 90. Make three hops of 10. Label each landing.

5. Write a problem like question 1 with new numbers or objects. Solve it and show your work.

You can point, speak, draw, or write. Adults can note any help they give.




**WORKSHEET OUTPOST | Grade 1 Math — Supported**

# Make counting jumps

**Success criteria**
I can count on and write the missing numbers in order.

OW-G1-035 E2 | Five questions

Name: _____ Date: _____

Work with a partner. Build a model, then say or write your answer.

1. Start at 48. Make three hops of 1. Label each landing.



2. Start at 60. Make three hops of 10. Label each landing.



3. Start at 98. Make three hops of 1. Label each landing.



4. Start at 90. Make three hops of 10. Label each landing.



5. Write a problem like question 1 with new numbers or objects. Solve it and show your work.

You can point, speak, draw, or write. Adults can note any help they give.




**WORKSHEET OUTPOST | Grade 1 Math — Supported**

# Make counting jumps

**Success criteria**
I can count on and write the missing numbers in order.

OW-G1-035 E3 | Five questions

Name: _____ Date: _____

Work with a helper. Use objects, a number line, or a drawing to solve each problem.

1. Start at 48. Make three hops of 1. Label each landing.



2. Start at 60. Make three hops of 10. Label each landing.



3. Start at 98. Make three hops of 1. Label each landing.



4. Start at 90. Make three hops of 10. Label each landing.



5. Write a problem like question 1 with new numbers or objects. Solve it and show your work.

You can point, speak, draw, or write. Adults can note any help they give.




**WORKSHEET OUTPOST | Grade 1 Math — Supported**

# Make counting jumps

**Success criteria**
I can count on and write the missing numbers in order.

OW-G1-035 E4 | Five questions

Name: _____ Date: _____

Ask an adult to show you how to start. Then finish the problem together.

1. Start at 48. Make three hops of 1. Label each landing.

2. Start at 60. Make three hops of 10. Label each landing.

3. Start at 98. Make three hops of 1. Label each landing.

4. Start at 90. Make three hops of 10. Label each landing.

5. Write a problem like question 1 with new numbers or objects. Solve it and show your work.

You can point, speak, draw, or write. Adults can note any help they give.




**WORKSHEET OUTPOST | Grade 1 Math — Supported**

# Make counting jumps

**Success criteria**
I can count on and write the missing numbers in order.

OW-G1-035 E5 | Five questions

Name: _____ Date: _____

Try each problem. Tell an adult how you solved it. The adult can write down your answers.

1. Start at 48. Make three hops of 1. Label each landing.

2. Start at 60. Make three hops of 10. Label each landing.

3. Start at 98. Make three hops of 1. Label each landing.

4. Start at 90. Make three hops of 10. Label each landing.

5. Write a problem like question 1 with new numbers or objects. Solve it and show your work.

You can point, speak, draw, or write. Adults can note any help they give.