

WORKSHEET OUTPOST | Grade 1 Math — Supported

Count bundles and loose objects

OW-G1-116 E1 | Five questions

Success criteria
I can show how many tens and ones are in a number.

Name: _____ Date: _____

Listen as an adult reads each question. Use counters or draw a picture to solve it.

1. Count the tens rods and ones. Write the number.



□□□

2. Count the tens rods and ones. Write the number.



□□□□□
□

3. Count the tens rods and ones. Write the number.



□

4. Count the tens rods and ones. Write the number.



□□□□□
□□□

5. Write a problem like question 1 with new numbers or objects. Solve it and show your work.

You can point, speak, draw, or write. Adults can note any help they give.



WORKSHEET OUTPOST | Grade 1 Math — Supported

Count bundles and loose objects

OW-G1-116 E2 | Five questions

Success criteria
I can show how many tens and ones are in a number.

Name: _____ Date: _____

Work with a partner. Build a model, then say or write your answer.

1. Count the tens rods and ones. Write the number.



□□□

2. Count the tens rods and ones. Write the number.



□□□□□
□

3. Count the tens rods and ones. Write the number.



□

4. Count the tens rods and ones. Write the number.



□□□□□
□□□

5. Write a problem like question 1 with new numbers or objects. Solve it and show your work.

You can point, speak, draw, or write. Adults can note any help they give.



WORKSHEET OUTPOST | Grade 1 Math — Supported

Count bundles and loose objects

OW-G1-116 E3 | Five questions

Success criteria
I can show how many tens and ones are in a number.

Name: _____ Date: _____

Work with a helper. Use objects, a number line, or a drawing to solve each problem.

1. Count the tens rods and ones. Write the number.



□□□

2. Count the tens rods and ones. Write the number.



□□□□□
□

3. Count the tens rods and ones. Write the number.



□

4. Count the tens rods and ones. Write the number.



□□□□□
□□□

5. Write a problem like question 1 with new numbers or objects. Solve it and show your work.

You can point, speak, draw, or write. Adults can note any help they give.



WORKSHEET OUTPOST | Grade 1 Math — Supported

Count bundles and loose objects

OW-G1-116 E4 | Five questions

Success criteria
I can show how many tens and ones are in a number.

Name: _____ Date: _____

Ask an adult to show you how to start. Then finish the problem together.

1. Count the tens rods and ones. Write the number.



□□□

2. Count the tens rods and ones. Write the number.



□□□□□
□

3. Count the tens rods and ones. Write the number.



□

4. Count the tens rods and ones. Write the number.



□□□□□
□□□

5. Write a problem like question 1 with new numbers or objects. Solve it and show your work.

You can point, speak, draw, or write. Adults can note any help they give.



WORKSHEET OUTPOST | Grade 1 Math — Supported

Count bundles and loose objects

OW-G1-116 E5 | Five questions

Success criteria
I can show how many tens and ones are in a number.

Name: _____ Date: _____

Try each problem. Tell an adult how you solved it. The adult can write down your answers.

1. Count the tens rods and ones. Write the number.



□□□

2. Count the tens rods and ones. Write the number.



□□□□□
□

3. Count the tens rods and ones. Write the number.



□

4. Count the tens rods and ones. Write the number.



□□□□□
□□□

5. Write a problem like question 1 with new numbers or objects. Solve it and show your work.

You can point, speak, draw, or write. Adults can note any help they give.