


**WORKSHEET OUTPOST | Grade 1 Math — Supported**

# Navigate a hundred chart

OW-G1-130 E1 | Five questions

**Success criteria**

I can find a number on the chart and use the rows or columns to count on.

Name: _____ Date: _____

Listen as an adult reads each question. Use counters or draw a picture to solve it.

1. Find 34 on the chart. Write the numbers directly above and below it.

2. Find 57 on the chart. Write the numbers directly above and below it.

3. Find 62 on the chart. Write the numbers directly above and below it.

4. Find 85 on the chart. Write the numbers directly above and below it.

5. Write a problem like question 1 with new numbers or objects. Solve it and show your work.

You can point, speak, draw, or write. Adults can note any help they give.




**WORKSHEET OUTPOST | Grade 1 Math — Supported**

# Navigate a hundred chart

OW-G1-130 E2 | Five questions

**Success criteria**

I can find a number on the chart and use the rows or columns to count on.

Name: _____ Date: _____

Work with a partner. Build a model, then say or write your answer.

1. Find 34 on the chart. Write the numbers directly above and below it.

2. Find 57 on the chart. Write the numbers directly above and below it.

3. Find 62 on the chart. Write the numbers directly above and below it.

4. Find 85 on the chart. Write the numbers directly above and below it.

5. Write a problem like question 1 with new numbers or objects. Solve it and show your work.

You can point, speak, draw, or write. Adults can note any help they give.




**WORKSHEET OUTPOST | Grade 1 Math — Supported**

# Navigate a hundred chart

OW-G1-130 E3 | Five questions

**Success criteria**

I can find a number on the chart and use the rows or columns to count on.

Name: _____ Date: _____

Work with a helper. Use objects, a number line, or a drawing to solve each problem.

1. Find 34 on the chart. Write the numbers directly above and below it.

2. Find 57 on the chart. Write the numbers directly above and below it.

3. Find 62 on the chart. Write the numbers directly above and below it.

4. Find 85 on the chart. Write the numbers directly above and below it.

5. Write a problem like question 1 with new numbers or objects. Solve it and show your work.

You can point, speak, draw, or write. Adults can note any help they give.




**WORKSHEET OUTPOST | Grade 1 Math — Supported**

# Navigate a hundred chart

OW-G1-130 E4 | Five questions

**Success criteria**

I can find a number on the chart and use the rows or columns to count on.

Name: _____ Date: _____

Ask an adult to show you how to start. Then finish the problem together.

1. Find 34 on the chart. Write the numbers directly above and below it.

2. Find 57 on the chart. Write the numbers directly above and below it.

3. Find 62 on the chart. Write the numbers directly above and below it.

4. Find 85 on the chart. Write the numbers directly above and below it.

5. Write a problem like question 1 with new numbers or objects. Solve it and show your work.

You can point, speak, draw, or write. Adults can note any help they give.




**WORKSHEET OUTPOST | Grade 1 Math — Supported**

# Navigate a hundred chart

OW-G1-130 E5 | Five questions

**Success criteria**

I can find a number on the chart and use the rows or columns to count on.

Name: _____ Date: _____

Try each problem. Tell an adult how you solved it. The adult can write down your answers.

1. Find 34 on the chart. Write the numbers directly above and below it.

2. Find 57 on the chart. Write the numbers directly above and below it.

3. Find 62 on the chart. Write the numbers directly above and below it.

4. Find 85 on the chart. Write the numbers directly above and below it.

5. Write a problem like question 1 with new numbers or objects. Solve it and show your work.

You can point, speak, draw, or write. Adults can note any help they give.




OW-G1-130 | Supported practice

# Navigate a hundred chart

**Success criteria**

I can find a number on the chart and use the rows and columns to count on or back.

| | | | | | | | | | |
|---|---|---|---|---|---|---|---|---|---|
| 1 | 2 | 3 | 4 | 5 | 6 | 7 | 8 | 9 | 10 |
| 11 | 12 | 13 | 14 | 15 | 16 | 17 | 18 | 19 | 20 |
| 21 | 22 | 23 | 24 | 25 | 26 | 27 | 28 | 29 | 30 |
| 31 | 32 | 33 | 34 | 35 | 36 | 37 | 38 | 39 | 40 |
| 41 | 42 | 43 | 44 | 45 | 46 | 47 | 48 | 49 | 50 |
| 51 | 52 | 53 | 54 | 55 | 56 | 57 | 58 | 59 | 60 |
| 61 | 62 | 63 | 64 | 65 | 66 | 67 | 68 | 69 | 70 |
| 71 | 72 | 73 | 74 | 75 | 76 | 77 | 78 | 79 | 80 |
| 81 | 82 | 83 | 84 | 85 | 86 | 87 | 88 | 89 | 90 |
| 91 | 92 | 93 | 94 | 95 | 96 | 97 | 98 | 99 | 100 |




OW-G1-130 | Supported practice

## Navigate a hundred chart

**Success criteria**
I can find a number on the chart and use the rows and columns to count on or back.

| | | | | | | | | | |
|---|---|---|---|---|---|---|---|---|---|
| 1 | 2 | 3 | 4 | 5 | 6 | 7 | 8 | 9 | 10 |
| 11 | 12 | 13 | 14 | 15 | 16 | 17 | 18 | 19 | 20 |
| 21 | 22 | 23 | 24 | 25 | 26 | 27 | 28 | 29 | 30 |
| 31 | 32 | 33 | 34 | 35 | 36 | 37 | 38 | 39 | 40 |
| 41 | 42 | 43 | 44 | 45 | 46 | 47 | 48 | 49 | 50 |
| 51 | 52 | 53 | 54 | 55 | 56 | 57 | 58 | 59 | 60 |
| 61 | 62 | 63 | 64 | 65 | 66 | 67 | 68 | 69 | 70 |
| 71 | 72 | 73 | 74 | 75 | 76 | 77 | 78 | 79 | 80 |
| 81 | 82 | 83 | 84 | 85 | 86 | 87 | 88 | 89 | 90 |
| 91 | 92 | 93 | 94 | 95 | 96 | 97 | 98 | 99 | 100 |
| 101 | 102 | 103 | 104 | 105 | 106 | 107 | 108 | 109 | 110 |
| 111 | 112 | 113 | 114 | 115 | 116 | 117 | 118 | 119 | 120 |