

WORKSHEET OUTPOST | Grade 1 Math — Supported

Find sums on a hundred chart

Success criteria
I can move by tens and ones on a number chart to find a sum.

OW-G1-026 E1 | Five questions

Name: _____ Date: _____

Listen as an adult reads each question. Use counters or draw a picture to solve it.

1. Use the number chart to solve 24 + 13. Move down for tens, then forward for ones.

2. Use the number chart to solve 35 + 22. Move down for tens, then forward for ones.

3. Use the number chart to solve 46 + 17. Move down for tens, then forward for ones.

4. Use the number chart to solve 58 + 15. Move down for tens, then forward for ones.

5. Write a problem like question 1 with new numbers or objects. Solve it and show your work.

You can point, speak, draw, or write. Adults can note any help they give.



WORKSHEET OUTPOST | Grade 1 Math — Supported

Find sums on a hundred chart

Success criteria
I can move by tens and ones on a number chart to find a sum.

OW-G1-026 E2 | Five questions

Name: _____ Date: _____

Work with a partner. Build a model, then say or write your answer.

1. Use the number chart to solve 24 + 13. Move down for tens, then forward for ones.

2. Use the number chart to solve 35 + 22. Move down for tens, then forward for ones.

3. Use the number chart to solve 46 + 17. Move down for tens, then forward for ones.

4. Use the number chart to solve 58 + 15. Move down for tens, then forward for ones.

5. Write a problem like question 1 with new numbers or objects. Solve it and show your work.

You can point, speak, draw, or write. Adults can note any help they give.



WORKSHEET OUTPOST | Grade 1 Math — Supported

Find sums on a hundred chart

Success criteria
I can move by tens and ones on a number chart to find a sum.

OW-G1-026 E3 | Five questions

Name: _____ Date: _____

Work with a helper. Use objects, a number line, or a drawing to solve each problem.

1. Use the number chart to solve 24 + 13. Move down for tens, then forward for ones.

2. Use the number chart to solve 35 + 22. Move down for tens, then forward for ones.

3. Use the number chart to solve 46 + 17. Move down for tens, then forward for ones.

4. Use the number chart to solve 58 + 15. Move down for tens, then forward for ones.

5. Write a problem like question 1 with new numbers or objects. Solve it and show your work.

You can point, speak, draw, or write. Adults can note any help they give.



WORKSHEET OUTPOST | Grade 1 Math — Supported

Find sums on a hundred chart

Success criteria
I can move by tens and ones on a number chart to find a sum.

OW-G1-026 E4 | Five questions

Name: _____ Date: _____

Ask an adult to show you how to start. Then finish the problem together.

1. Use the number chart to solve 24 + 13. Move down for tens, then forward for ones.

2. Use the number chart to solve 35 + 22. Move down for tens, then forward for ones.

3. Use the number chart to solve 46 + 17. Move down for tens, then forward for ones.

4. Use the number chart to solve 58 + 15. Move down for tens, then forward for ones.

5. Write a problem like question 1 with new numbers or objects. Solve it and show your work.

You can point, speak, draw, or write. Adults can note any help they give.



WORKSHEET OUTPOST | Grade 1 Math — Supported

Find sums on a hundred chart

Success criteria
I can move by tens and ones on a number chart to find a sum.

OW-G1-026 E5 | Five questions

Name: _____ Date: _____

Try each problem. Tell an adult how you solved it. The adult can write down your answers.

1. Use the number chart to solve 24 + 13. Move down for tens, then forward for ones.

2. Use the number chart to solve 35 + 22. Move down for tens, then forward for ones.

3. Use the number chart to solve 46 + 17. Move down for tens, then forward for ones.

4. Use the number chart to solve 58 + 15. Move down for tens, then forward for ones.

5. Write a problem like question 1 with new numbers or objects. Solve it and show your work.

You can point, speak, draw, or write. Adults can note any help they give.



OW-G1-026 | Supported practice

Find sums on a hundred chart

Success criteria
I can find a number on the chart and use the rows and columns to count on or back.

1	2	3	4	5	6	7	8	9	10
11	12	13	14	15	16	17	18	19	20
21	22	23	24	25	26	27	28	29	30
31	32	33	34	35	36	37	38	39	40
41	42	43	44	45	46	47	48	49	50
51	52	53	54	55	56	57	58	59	60
61	62	63	64	65	66	67	68	69	70
71	72	73	74	75	76	77	78	79	80
81	82	83	84	85	86	87	88	89	90
91	92	93	94	95	96	97	98	99	100



OW-G1-026 | Supported practice

Find sums on a hundred chart

Success criteria
I can find a number on the chart and use the rows and columns to count on or back.

1	2	3	4	5	6	7	8	9	10
11	12	13	14	15	16	17	18	19	20
21	22	23	24	25	26	27	28	29	30
31	32	33	34	35	36	37	38	39	40
41	42	43	44	45	46	47	48	49	50
51	52	53	54	55	56	57	58	59	60
61	62	63	64	65	66	67	68	69	70
71	72	73	74	75	76	77	78	79	80
81	82	83	84	85	86	87	88	89	90
91	92	93	94	95	96	97	98	99	100
101	102	103	104	105	106	107	108	109	110
111	112	113	114	115	116	117	118	119	120