


**WORKSHEET OUTPOST | Grade 1 Math — Supported**

# Trade ten ones for a ten

**Success criteria**
I can add two numbers using tens and ones.

OW-G1-028 E1 | Five questions

Name: _____ Date: _____

Listen as an adult reads each question. Use counters or draw a picture to solve it.

1. 28 + 5 = ___. Add enough ones to reach the next ten, then add the rest.

2. 36 + 7 = ___. Add enough ones to reach the next ten, then add the rest.

3. 47 + 6 = ___. Add enough ones to reach the next ten, then add the rest.

4. 59 + 4 = ___. Add enough ones to reach the next ten, then add the rest.

5. Write a problem like question 1 with new numbers or objects. Solve it and show your work.

You can point, speak, draw, or write. Adults can note any help they give.




**WORKSHEET OUTPOST | Grade 1 Math — Supported**

# Trade ten ones for a ten

**Success criteria**
I can add two numbers using tens and ones.

OW-G1-028 E2 | Five questions

Name: _____ Date: _____

Work with a partner. Build a model, then say or write your answer.

1. 28 + 5 = ___. Add enough ones to reach the next ten, then add the rest.

2. 36 + 7 = ___. Add enough ones to reach the next ten, then add the rest.

3. 47 + 6 = ___. Add enough ones to reach the next ten, then add the rest.

4. 59 + 4 = ___. Add enough ones to reach the next ten, then add the rest.

5. Write a problem like question 1 with new numbers or objects. Solve it and show your work.

You can point, speak, draw, or write. Adults can note any help they give.




**WORKSHEET OUTPOST | Grade 1 Math — Supported**

# Trade ten ones for a ten

**Success criteria**
I can add two numbers using tens and ones.

OW-G1-028 E3 | Five questions

Name: _____ Date: _____

Work with a helper. Use objects, a number line, or a drawing to solve each problem.

1. 28 + 5 = ___. Add enough ones to reach the next ten, then add the rest.

2. 36 + 7 = ___. Add enough ones to reach the next ten, then add the rest.

3. 47 + 6 = ___. Add enough ones to reach the next ten, then add the rest.

4. 59 + 4 = ___. Add enough ones to reach the next ten, then add the rest.

5. Write a problem like question 1 with new numbers or objects. Solve it and show your work.

You can point, speak, draw, or write. Adults can note any help they give.




**WORKSHEET OUTPOST | Grade 1 Math — Supported**

# Trade ten ones for a ten

**Success criteria**
I can add two numbers using tens and ones.

OW-G1-028 E4 | Five questions

Name: _____ Date: _____

Ask an adult to show you how to start. Then finish the problem together.

1. 28 + 5 = ___. Add enough ones to reach the next ten, then add the rest.

2. 36 + 7 = ___. Add enough ones to reach the next ten, then add the rest.

3. 47 + 6 = ___. Add enough ones to reach the next ten, then add the rest.

4. 59 + 4 = ___. Add enough ones to reach the next ten, then add the rest.

5. Write a problem like question 1 with new numbers or objects. Solve it and show your work.

You can point, speak, draw, or write. Adults can note any help they give.




**WORKSHEET OUTPOST | Grade 1 Math — Supported**

# Trade ten ones for a ten

**Success criteria**
I can add two numbers using tens and ones.

OW-G1-028 E5 | Five questions

Name: _____ Date: _____

Try each problem. Tell an adult how you solved it. The adult can write down your answers.

1. 28 + 5 = ___. Add enough ones to reach the next ten, then add the rest.

2. 36 + 7 = ___. Add enough ones to reach the next ten, then add the rest.

3. 47 + 6 = ___. Add enough ones to reach the next ten, then add the rest.

4. 59 + 4 = ___. Add enough ones to reach the next ten, then add the rest.

5. Write a problem like question 1 with new numbers or objects. Solve it and show your work.

You can point, speak, draw, or write. Adults can note any help they give.