

WORKSHEET OUTPOST | Grade 1 Math — Supported

Remove bundles of ten

OW-G1-184 E1 | Five questions

Success criteria

I can subtract tens and explain how the number changes.

Name: _____ Date: _____

Listen as an adult reads each question. Use counters or draw a picture to solve it.

1. 50 - 20 = ___. Cross out tens rods.



2. 60 - 30 = ___. Cross out tens rods.



3. 70 - 10 = ___. Cross out tens rods.



4. 90 - 40 = ___. Cross out tens rods.



5. Write a problem like question 1 with new numbers or objects. Solve it and show your work.

You can point, speak, draw, or write. Adults can note any help they give.



WORKSHEET OUTPOST | Grade 1 Math — Supported

Remove bundles of ten

OW-G1-184 E2 | Five questions

Success criteria

I can subtract tens and explain how the number changes.

Name: _____ Date: _____

Work with a partner. Build a model, then say or write your answer.

1. 50 - 20 = ___. Cross out tens rods.



2. 60 - 30 = ___. Cross out tens rods.



3. 70 - 10 = ___. Cross out tens rods.



4. 90 - 40 = ___. Cross out tens rods.



5. Write a problem like question 1 with new numbers or objects. Solve it and show your work.

You can point, speak, draw, or write. Adults can note any help they give.



WORKSHEET OUTPOST | Grade 1 Math — Supported

Remove bundles of ten

OW-G1-184 E3 | Five questions

Success criteria

I can subtract tens and explain how the number changes.

Name: _____ Date: _____

Work with a helper. Use objects, a number line, or a drawing to solve each problem.

1. 50 - 20 = ___. Cross out tens rods.



2. 60 - 30 = ___. Cross out tens rods.



3. 70 - 10 = ___. Cross out tens rods.



4. 90 - 40 = ___. Cross out tens rods.



5. Write a problem like question 1 with new numbers or objects. Solve it and show your work.

You can point, speak, draw, or write. Adults can note any help they give.



WORKSHEET OUTPOST | Grade 1 Math — Supported

Remove bundles of ten

OW-G1-184 E4 | Five questions

Success criteria

I can subtract tens and explain how the number changes.

Name: _____ Date: _____

Ask an adult to show you how to start. Then finish the problem together.

1. 50 - 20 = ___. Cross out tens rods.



2. 60 - 30 = ___. Cross out tens rods.



3. 70 - 10 = ___. Cross out tens rods.



4. 90 - 40 = ___. Cross out tens rods.



5. Write a problem like question 1 with new numbers or objects. Solve it and show your work.

You can point, speak, draw, or write. Adults can note any help they give.



WORKSHEET OUTPOST | Grade 1 Math — Supported

Remove bundles of ten

OW-G1-184 E5 | Five questions

Success criteria

I can subtract tens and explain how the number changes.

Name: _____ Date: _____

Try each problem. Tell an adult how you solved it. The adult can write down your answers.

1. 50 - 20 = ___. Cross out tens rods.



2. 60 - 30 = ___. Cross out tens rods.



3. 70 - 10 = ___. Cross out tens rods.



4. 90 - 40 = ___. Cross out tens rods.



5. Write a problem like question 1 with new numbers or objects. Solve it and show your work.

You can point, speak, draw, or write. Adults can note any help they give.