

WORKSHEET OUTPOST | Grade 1 Math — Supported

Missing tens in an addition equation

OW-G1-181 E1 | Five questions

Success criteria

I can subtract tens and explain how the number changes.

Name: _____ Date: _____

Listen as an adult reads each question. Use counters or draw a picture to solve it.

1. 20 + ___ = 50. Use addition to solve 50 - 20.

2. 30 + ___ = 60. Use addition to solve 60 - 30.

3. 10 + ___ = 70. Use addition to solve 70 - 10.

4. 40 + ___ = 90. Use addition to solve 90 - 40.

5. Write a problem like question 1 with new numbers or objects. Solve it and show your work.

You can point, speak, draw, or write. Adults can note any help they give.



WORKSHEET OUTPOST | Grade 1 Math — Supported

Missing tens in an addition equation

OW-G1-181 E2 | Five questions

Success criteria
I can subtract tens and explain how the number changes.

Name: _____ Date: _____

Work with a partner. Build a model, then say or write your answer.

1. 20 + ___ = 50. Use addition to solve 50 - 20.

2. 30 + ___ = 60. Use addition to solve 60 - 30.

3. 10 + ___ = 70. Use addition to solve 70 - 10.

4. 40 + ___ = 90. Use addition to solve 90 - 40.

5. Write a problem like question 1 with new numbers or objects. Solve it and show your work.

You can point, speak, draw, or write. Adults can note any help they give.



WORKSHEET OUTPOST | Grade 1 Math — Supported

Missing tens in an addition equation

OW-G1-181 E3 | Five questions

Success criteria

I can subtract tens and explain how the number changes.

Name: _____ Date: _____

Work with a helper. Use objects, a number line, or a drawing to solve each problem.

1. 20 + ___ = 50. Use addition to solve 50 - 20.

2. 30 + ___ = 60. Use addition to solve 60 - 30.

3. 10 + ___ = 70. Use addition to solve 70 - 10.

4. 40 + ___ = 90. Use addition to solve 90 - 40.

5. Write a problem like question 1 with new numbers or objects. Solve it and show your work.

You can point, speak, draw, or write. Adults can note any help they give.



WORKSHEET OUTPOST | Grade 1 Math — Supported

Missing tens in an addition equation

OW-G1-181 E4 | Five questions

Success criteria

I can subtract tens and explain how the number changes.

Name: _____ Date: _____

Ask an adult to show you how to start. Then finish the problem together.

1. 20 + ___ = 50. Use addition to solve 50 - 20.

2. 30 + ___ = 60. Use addition to solve 60 - 30.

3. 10 + ___ = 70. Use addition to solve 70 - 10.

4. 40 + ___ = 90. Use addition to solve 90 - 40.

5. Write a problem like question 1 with new numbers or objects. Solve it and show your work.

You can point, speak, draw, or write. Adults can note any help they give.



WORKSHEET OUTPOST | Grade 1 Math — Supported

Missing tens in an addition equation

OW-G1-181 E5 | Five questions

Success criteria

I can subtract tens and explain how the number changes.

Name: _____ Date: _____

Try each problem. Tell an adult how you solved it. The adult can write down your answers.

1. 20 + ___ = 50. Use addition to solve 50 - 20.

2. 30 + ___ = 60. Use addition to solve 60 - 30.

3. 10 + ___ = 70. Use addition to solve 70 - 10.

4. 40 + ___ = 90. Use addition to solve 90 - 40.

5. Write a problem like question 1 with new numbers or objects. Solve it and show your work.

You can point, speak, draw, or write. Adults can note any help they give.