

WORKSHEET OUTPOST | Grade 1 Math — Supported

Arrange objects from short to long

OW-G1-104 E1 | Five questions

Name: _____ Date: _____

Success criteria

I can compare lengths and order objects from shortest to longest.

Listen as an adult reads each question. Use counters or draw a picture to solve it.

1. Order the strips from shortest to longest.

A
B
C

2. Order the strips from shortest to longest.

A
B
C

3. Order the strips from shortest to longest.

A
B
C

4. Order the strips from shortest to longest.

A
B
C

5. Write a problem like question 1 with new numbers or objects. Solve it and show your work.

You can point, speak, draw, or write. Adults can note any help they give.



WORKSHEET OUTPOST | Grade 1 Math — Supported

Arrange objects from short to long

OW-G1-104 E2 | Five questions

Name: _____ Date: _____

Success criteria

I can compare lengths and order objects from shortest to longest.

Work with a partner. Build a model, then say or write your answer.

1. Order the strips from shortest to longest.

A
B
C

2. Order the strips from shortest to longest.

A
B
C

3. Order the strips from shortest to longest.

A
B
C

4. Order the strips from shortest to longest.

A
B
C

5. Write a problem like question 1 with new numbers or objects. Solve it and show your work.

You can point, speak, draw, or write. Adults can note any help they give.



WORKSHEET OUTPOST | Grade 1 Math — Supported

Arrange objects from short to long

OW-G1-104 E3 | Five questions

Success criteria

I can compare lengths and order objects from shortest to longest.

Name: _____ Date: _____

Work with a helper. Use objects, a number line, or a drawing to solve each problem.

1. Order the strips from shortest to longest.

A
B
C

2. Order the strips from shortest to longest.

A
B
C

3. Order the strips from shortest to longest.

A
B
C

4. Order the strips from shortest to longest.

A
B
C

5. Write a problem like question 1 with new numbers or objects. Solve it and show your work.

You can point, speak, draw, or write. Adults can note any help they give.



WORKSHEET OUTPOST | Grade 1 Math — Supported

Arrange objects from short to long

OW-G1-104 E4 | Five questions

Name: _____ Date: _____

Success criteria

I can compare lengths and order objects from shortest to longest.

Ask an adult to show you how to start. Then finish the problem together.

1. Order the strips from shortest to longest.

A
B
C

2. Order the strips from shortest to longest.

A
B
C

3. Order the strips from shortest to longest.

A
B
C

4. Order the strips from shortest to longest.

A
B
C

5. Write a problem like question 1 with new numbers or objects. Solve it and show your work.

You can point, speak, draw, or write. Adults can note any help they give.



WORKSHEET OUTPOST | Grade 1 Math — Supported

Arrange objects from short to long

OW-G1-104 E5 | Five questions

Name: _____ Date: _____

Success criteria

I can compare lengths and order objects from shortest to longest.

Try each problem. Tell an adult how you solved it. The adult can write down your answers.

1. Order the strips from shortest to longest.

A
B
C

2. Order the strips from shortest to longest.

A
B
C

3. Order the strips from shortest to longest.

A
B
C

4. Order the strips from shortest to longest.

A
B
C

5. Write a problem like question 1 with new numbers or objects. Solve it and show your work.

You can point, speak, draw, or write. Adults can note any help they give.