

WORKSHEET OUTPOST | Grade 1 Math — Supported

Count equal units along an object

OW-G1-106 E1 | Five questions

Success criteria

I can measure from end to end using equal units with no gaps.

Name: _____ Date: _____

Listen as an adult reads each question. Use counters or draw a picture to solve it.

1. Count equal units from end to end. How long is strip A?

A □□□

2. Count equal units from end to end. How long is strip A?

A □□□□

3. Count equal units from end to end. How long is strip A?

A □□□□□

4. Count equal units from end to end. How long is strip A?

A □□□□□□

5. Write a problem like question 1 with new numbers or objects. Solve it and show your work.

You can point, speak, draw, or write. Adults can note any help they give.



WORKSHEET OUTPOST | Grade 1 Math — Supported

Count equal units along an object

OW-G1-106 E2 | Five questions

Success criteria

I can measure from end to end using equal units with no gaps.

Name: _____ Date: _____

Work with a partner. Build a model, then say or write your answer.

1. Count equal units from end to end. How long is strip A?

A □□□

2. Count equal units from end to end. How long is strip A?

A □□□□

3. Count equal units from end to end. How long is strip A?

A □□□□□

4. Count equal units from end to end. How long is strip A?

A □□□□□□

5. Write a problem like question 1 with new numbers or objects. Solve it and show your work.

You can point, speak, draw, or write. Adults can note any help they give.



WORKSHEET OUTPOST | Grade 1 Math — Supported

Count equal units along an object

OW-G1-106 E3 | Five questions

Success criteria

I can measure from end to end using equal units with no gaps.

Name: _____ Date: _____

Work with a helper. Use objects, a number line, or a drawing to solve each problem.

1. Count equal units from end to end. How long is strip A?

   A □□□

2. Count equal units from end to end. How long is strip A?

   A □□□□

3. Count equal units from end to end. How long is strip A?

   A □□□□□

4. Count equal units from end to end. How long is strip A?

   A □□□□□□

5. Write a problem like question 1 with new numbers or objects. Solve it and show your work.

You can point, speak, draw, or write. Adults can note any help they give.



WORKSHEET OUTPOST | Grade 1 Math — Supported

Count equal units along an object

OW-G1-106 E4 | Five questions

Success criteria

I can measure from end to end using equal units with no gaps.

Name: _____ Date: _____

Ask an adult to show you how to start. Then finish the problem together.

1. Count equal units from end to end. How long is strip A?

A ☐☐☐

2. Count equal units from end to end. How long is strip A?

A ☐☐☐☐

3. Count equal units from end to end. How long is strip A?

A ☐☐☐☐☐

4. Count equal units from end to end. How long is strip A?

A ☐☐☐☐☐☐

5. Write a problem like question 1 with new numbers or objects. Solve it and show your work.

You can point, speak, draw, or write. Adults can note any help they give.



WORKSHEET OUTPOST | Grade 1 Math — Supported

Count equal units along an object

OW-G1-106 E5 | Five questions

Success criteria

I can measure from end to end using equal units with no gaps.

Name: _____ Date: _____

Try each problem. Tell an adult how you solved it. The adult can write down your answers.

1. Count equal units from end to end. How long is strip A?

A □□□

2. Count equal units from end to end. How long is strip A?

A □□□□

3. Count equal units from end to end. How long is strip A?

A □□□□□

4. Count equal units from end to end. How long is strip A?

A □□□□□□

5. Write a problem like question 1 with new numbers or objects. Solve it and show your work.

You can point, speak, draw, or write. Adults can note any help they give.