

WORKSHEET OUTPOST | Grade 1 Math — Supported

Coin names and cents

OW-G1-189 E1 | Five questions

Success criteria

I can name common coins and tell how many cents each is worth.

Name: _____ Date: _____

Listen as an adult reads each question. Use counters or draw a picture to solve it.

1. Write the value of one penny in cents. Draw or point to a real example.

2. Write the value of one nickel in cents. Draw or point to a real example.

3. Write the value of one dime in cents. Draw or point to a real example.

4. Write the value of one quarter in cents. Draw or point to a real example.

5. Write a problem like question 1 with new numbers or objects. Solve it and show your work.

You can point, speak, draw, or write. Adults can note any help they give.



WORKSHEET OUTPOST | Grade 1 Math — Supported

Coin names and cents

OW-G1-189 E2 | Five questions

Success criteria

I can name common coins and tell how many cents each is worth.

Name: _____ Date: _____

Work with a partner. Build a model, then say or write your answer.

1. Write the value of one penny in cents. Draw or point to a real example.

2. Write the value of one nickel in cents. Draw or point to a real example.

3. Write the value of one dime in cents. Draw or point to a real example.

4. Write the value of one quarter in cents. Draw or point to a real example.

5. Write a problem like question 1 with new numbers or objects. Solve it and show your work.

You can point, speak, draw, or write. Adults can note any help they give.



WORKSHEET OUTPOST | Grade 1 Math — Supported

Coin names and cents

OW-G1-189 E3 | Five questions

Success criteria

I can name common coins and tell how many cents each is worth.

Name: _____ Date: _____

Work with a helper. Use objects, a number line, or a drawing to solve each problem.

1. Write the value of one penny in cents. Draw or point to a real example.

2. Write the value of one nickel in cents. Draw or point to a real example.

3. Write the value of one dime in cents. Draw or point to a real example.

4. Write the value of one quarter in cents. Draw or point to a real example.

5. Write a problem like question 1 with new numbers or objects. Solve it and show your work.

You can point, speak, draw, or write. Adults can note any help they give.



WORKSHEET OUTPOST | Grade 1 Math — Supported

Coin names and cents

OW-G1-189 E4 | Five questions

Success criteria

I can name common coins and tell how many cents each is worth.

Name: _____ Date: _____

Ask an adult to show you how to start. Then finish the problem together.

1. Write the value of one penny in cents. Draw or point to a real example.

2. Write the value of one nickel in cents. Draw or point to a real example.

3. Write the value of one dime in cents. Draw or point to a real example.

4. Write the value of one quarter in cents. Draw or point to a real example.

5. Write a problem like question 1 with new numbers or objects. Solve it and show your work.

You can point, speak, draw, or write. Adults can note any help they give.



WORKSHEET OUTPOST | Grade 1 Math — Supported

Coin names and cents

OW-G1-189 E5 | Five questions

Success criteria

I can name common coins and tell how many cents each is worth.

Name: _____ Date: _____

Try each problem. Tell an adult how you solved it. The adult can write down your answers.

1. Write the value of one penny in cents. Draw or point to a real example.

2. Write the value of one nickel in cents. Draw or point to a real example.

3. Write the value of one dime in cents. Draw or point to a real example.

4. Write the value of one quarter in cents. Draw or point to a real example.

5. Write a problem like question 1 with new numbers or objects. Solve it and show your work.

You can point, speak, draw, or write. Adults can note any help they give.