

WORKSHEET OUTPOST | Grade 1 Math — Supported

Tell time to the half hour

Success criteria
I can read the hands on a clock and tell the time.

OW-G1-187 E1 | Five questions

Name: _____ Date: _____

Listen as an adult reads each question. Use counters or draw a picture to solve it.

1. Write the time shown. Tell where the minute hand points.



2. Write the time shown. Tell where the minute hand points.



3. Write the time shown. Tell where the minute hand points.



4. Write the time shown. Tell where the minute hand points.



5. Write a problem like question 1 with new numbers or objects. Solve it and show your work.

You can point, speak, draw, or write. Adults can note any help they give.



WORKSHEET OUTPOST | Grade 1 Math — Supported

Tell time to the half hour

Success criteria
I can read the hands on a clock and tell the time.

OW-G1-187 E2 | Five questions

Name: _____ Date: _____

Work with a partner. Build a model, then say or write your answer.

1. Write the time shown. Tell where the minute hand points.



2. Write the time shown. Tell where the minute hand points.



3. Write the time shown. Tell where the minute hand points.



4. Write the time shown. Tell where the minute hand points.



5. Write a problem like question 1 with new numbers or objects. Solve it and show your work.

You can point, speak, draw, or write. Adults can note any help they give.



WORKSHEET OUTPOST | Grade 1 Math — Supported

Tell time to the half hour

Success criteria
I can read the hands on a clock and tell the time.

OW-G1-187 E3 | Five questions

Name: _____ Date: _____

Work with a helper. Use objects, a number line, or a drawing to solve each problem.

1. Write the time shown. Tell where the minute hand points.



2. Write the time shown. Tell where the minute hand points.



3. Write the time shown. Tell where the minute hand points.



4. Write the time shown. Tell where the minute hand points.



5. Write a problem like question 1 with new numbers or objects. Solve it and show your work.

You can point, speak, draw, or write. Adults can note any help they give.



WORKSHEET OUTPOST | Grade 1 Math — Supported

Tell time to the half hour

Success criteria
I can read the hands on a clock and tell the time.

OW-G1-187 E4 | Five questions

Name: _____ Date: _____

Ask an adult to show you how to start. Then finish the problem together.

1. Write the time shown. Tell where the minute hand points.



2. Write the time shown. Tell where the minute hand points.



3. Write the time shown. Tell where the minute hand points.



4. Write the time shown. Tell where the minute hand points.



5. Write a problem like question 1 with new numbers or objects. Solve it and show your work.

You can point, speak, draw, or write. Adults can note any help they give.



WORKSHEET OUTPOST | Grade 1 Math — Supported

Tell time to the half hour

Success criteria
I can read the hands on a clock and tell the time.

OW-G1-187 E5 | Five questions

Name: _____ Date: _____

Try each problem. Tell an adult how you solved it. The adult can write down your answers.

1. Write the time shown. Tell where the minute hand points.



2. Write the time shown. Tell where the minute hand points.



3. Write the time shown. Tell where the minute hand points.



4. Write the time shown. Tell where the minute hand points.



5. Write a problem like question 1 with new numbers or objects. Solve it and show your work.

You can point, speak, draw, or write. Adults can note any help they give.