

WORKSHEET OUTPOST | Grade 1 Math — Supported

Name flat shapes by their features

OW-G1-154 E1 | Five questions

Success criteria
I can identify a shape by its sides and corners.

Name: _____ Date: _____

Listen as an adult reads each question. Use counters or draw a picture to solve it.

1. Name the shape. How many straight sides and corners does it have?



2. Name the shape. How many straight sides and corners does it have?



3. Name the shape. How many straight sides and corners does it have?



4. Name the shape. How many straight sides and corners does it have?



5. Draw a shape like one on this page. Name it and describe one thing you notice about it.

You can point, speak, draw, or write. Adults can note any help they give.



WORKSHEET OUTPOST | Grade 1 Math — Supported

Name flat shapes by their features

OW-G1-154 E2 | Five questions

Success criteria
I can identify a shape by its sides and corners.

Name: _____ Date: _____

Work with a partner. Build a model, then say or write your answer.

1. Name the shape. How many straight sides and corners does it have?



2. Name the shape. How many straight sides and corners does it have?



3. Name the shape. How many straight sides and corners does it have?



4. Name the shape. How many straight sides and corners does it have?



5. Draw a shape like one on this page. Name it and describe one thing you notice about it.

You can point, speak, draw, or write. Adults can note any help they give.



WORKSHEET OUTPOST | Grade 1 Math — Supported

Name flat shapes by their features

Success criteria
I can identify a shape by its sides and corners.

OW-G1-154 E3 | Five questions

Name: _____ Date: _____

Work with a helper. Use objects, a number line, or a drawing to solve each problem.

1. Name the shape. How many straight sides and corners does it have?



2. Name the shape. How many straight sides and corners does it have?



3. Name the shape. How many straight sides and corners does it have?



4. Name the shape. How many straight sides and corners does it have?



5. Draw a shape like one on this page. Name it and describe one thing you notice about it.

You can point, speak, draw, or write. Adults can note any help they give.



WORKSHEET OUTPOST | Grade 1 Math — Supported

Name flat shapes by their features

OW-G1-154 E4 | Five questions

Success criteria
I can identify a shape by its sides and corners.

Name: _____ Date: _____

Ask an adult to show you how to start. Then finish the problem together.

1. Name the shape. How many straight sides and corners does it have?



2. Name the shape. How many straight sides and corners does it have?



3. Name the shape. How many straight sides and corners does it have?



4. Name the shape. How many straight sides and corners does it have?



5. Draw a shape like one on this page. Name it and describe one thing you notice about it.

You can point, speak, draw, or write. Adults can note any help they give.



WORKSHEET OUTPOST | Grade 1 Math — Supported

Name flat shapes by their features

OW-G1-154 E5 | Five questions

Success criteria
I can identify a shape by its sides and corners.

Name: _____ Date: _____

Try each problem. Tell an adult how you solved it. The adult can write down your answers.

1. Name the shape. How many straight sides and corners does it have?



2. Name the shape. How many straight sides and corners does it have?



3. Name the shape. How many straight sides and corners does it have?



4. Name the shape. How many straight sides and corners does it have?



5. Draw a shape like one on this page. Name it and describe one thing you notice about it.

You can point, speak, draw, or write. Adults can note any help they give.