

WORKSHEET OUTPOST | Grade 1 Math — Supported

Find another shape combination

OW-G1-151 E1 | Five questions

Success criteria
I can put shapes together and name the shape I made.

Name: _____ Date: _____

Listen as an adult reads each question. Use counters or draw a picture to solve it.

1. Draw two equal squares touching along a whole side. Name the larger shape.

2. Draw a square. Divide it into two triangles with one line.

3. Draw a rectangle built from 3 equal squares in a row. Trace its outer edge.

4. Draw a larger square built from 4 equal small squares.

5. Draw a shape like one on this page. Name it and describe one thing you notice about it.

You can point, speak, draw, or write. Adults can note any help they give.



WORKSHEET OUTPOST | Grade 1 Math — Supported

Find another shape combination

OW-G1-151 E2 | Five questions

Success criteria
I can put shapes together and name the shape I made.

Name: _____ Date: _____

Work with a partner. Build a model, then say or write your answer.

1. Draw two equal squares touching along a whole side. Name the larger shape.

2. Draw a square. Divide it into two triangles with one line.

3. Draw a rectangle built from 3 equal squares in a row. Trace its outer edge.

4. Draw a larger square built from 4 equal small squares.

5. Draw a shape like one on this page. Name it and describe one thing you notice about it.

You can point, speak, draw, or write. Adults can note any help they give.



WORKSHEET OUTPOST | Grade 1 Math — Supported

Find another shape combination

Success criteria
I can put shapes together and name the shape I made.

OW-G1-151 E3 | Five questions

Name: _____ Date: _____

Work with a helper. Use objects, a number line, or a drawing to solve each problem.

1. Draw two equal squares touching along a whole side. Name the larger shape.

2. Draw a square. Divide it into two triangles with one line.

3. Draw a rectangle built from 3 equal squares in a row. Trace its outer edge.

4. Draw a larger square built from 4 equal small squares.

5. Draw a shape like one on this page. Name it and describe one thing you notice about it.

You can point, speak, draw, or write. Adults can note any help they give.



WORKSHEET OUTPOST | Grade 1 Math — Supported

Find another shape combination

OW-G1-151 E4 | Five questions

Success criteria
I can put shapes together and name the shape I made.

Name: _____ Date: _____

Ask an adult to show you how to start. Then finish the problem together.

1. Draw two equal squares touching along a whole side. Name the larger shape.

2. Draw a square. Divide it into two triangles with one line.

3. Draw a rectangle built from 3 equal squares in a row. Trace its outer edge.

4. Draw a larger square built from 4 equal small squares.

5. Draw a shape like one on this page. Name it and describe one thing you notice about it.

You can point, speak, draw, or write. Adults can note any help they give.



WORKSHEET OUTPOST | Grade 1 Math — Supported

Find another shape combination

Success criteria
I can put shapes together and name the shape I made.

OW-G1-151 E5 | Five questions

Name: _____ Date: _____

Try each problem. Tell an adult how you solved it. The adult can write down your answers.

1. Draw two equal squares touching along a whole side. Name the larger shape.

2. Draw a square. Divide it into two triangles with one line.

3. Draw a rectangle built from 3 equal squares in a row. Trace its outer edge.

4. Draw a larger square built from 4 equal small squares.

5. Draw a shape like one on this page. Name it and describe one thing you notice about it.

You can point, speak, draw, or write. Adults can note any help they give.