

WORKSHEET OUTPOST | Grade 1 Math — Supported

Build a model with solids

Success criteria
I can put shapes together and name the shape I made.

OW-G1-137 E1 | Five questions

Name: _____ Date: _____

Listen as an adult reads each question. Use counters or draw a picture to solve it.

1. Use 2 cubes to build a solid with no gaps. Sketch it. What faces touch?

2. Use 4 cubes to make one long row. Sketch the whole solid.

3. Use 4 cubes to make a flat 2-by-2 layer. Sketch the layer.

4. Use 8 cubes to build a larger cube. Tell how many cubes are in each layer.

5. Write a problem like question 1 with new numbers or objects. Solve it and show your work.

You can point, speak, draw, or write. Adults can note any help they give.



WORKSHEET OUTPOST | Grade 1 Math — Supported

Build a model with solids

Success criteria
I can put shapes together and name the shape I made.

OW-G1-137 E2 | Five questions

Name: _____ Date: _____

Work with a partner. Build a model, then say or write your answer.

1. Use 2 cubes to build a solid with no gaps. Sketch it. What faces touch?

2. Use 4 cubes to make one long row. Sketch the whole solid.

3. Use 4 cubes to make a flat 2-by-2 layer. Sketch the layer.

4. Use 8 cubes to build a larger cube. Tell how many cubes are in each layer.

5. Write a problem like question 1 with new numbers or objects. Solve it and show your work.

You can point, speak, draw, or write. Adults can note any help they give.



WORKSHEET OUTPOST | Grade 1 Math — Supported

Build a model with solids

Success criteria
I can put shapes together and name the shape I made.

OW-G1-137 E3 | Five questions

Name: _____ Date: _____

Work with a helper. Use objects, a number line, or a drawing to solve each problem.

1. Use 2 cubes to build a solid with no gaps. Sketch it. What faces touch?

2. Use 4 cubes to make one long row. Sketch the whole solid.

3. Use 4 cubes to make a flat 2-by-2 layer. Sketch the layer.

4. Use 8 cubes to build a larger cube. Tell how many cubes are in each layer.

5. Write a problem like question 1 with new numbers or objects. Solve it and show your work.

You can point, speak, draw, or write. Adults can note any help they give.



WORKSHEET OUTPOST | Grade 1 Math — Supported

Build a model with solids

Success criteria
I can put shapes together and name the shape I made.

OW-G1-137 E4 | Five questions

Name: _____ Date: _____

Ask an adult to show you how to start. Then finish the problem together.

1. Use 2 cubes to build a solid with no gaps. Sketch it. What faces touch?

2. Use 4 cubes to make one long row. Sketch the whole solid.

3. Use 4 cubes to make a flat 2-by-2 layer. Sketch the layer.

4. Use 8 cubes to build a larger cube. Tell how many cubes are in each layer.

5. Write a problem like question 1 with new numbers or objects. Solve it and show your work.

You can point, speak, draw, or write. Adults can note any help they give.



WORKSHEET OUTPOST | Grade 1 Math — Supported

Build a model with solids

Success criteria
I can put shapes together and name the shape I made.

OW-G1-137 E5 | Five questions

Name: _____ Date: _____

Try each problem. Tell an adult how you solved it. The adult can write down your answers.

1. Use 2 cubes to build a solid with no gaps. Sketch it. What faces touch?

2. Use 4 cubes to make one long row. Sketch the whole solid.

3. Use 4 cubes to make a flat 2-by-2 layer. Sketch the layer.

4. Use 8 cubes to build a larger cube. Tell how many cubes are in each layer.

5. Write a problem like question 1 with new numbers or objects. Solve it and show your work.

You can point, speak, draw, or write. Adults can note any help they give.