

WORKSHEET OUTPOST | Grade 1 Math — Supported

Share a shape fairly

OW-G1-158 E1 | Five questions

Success criteria

I can divide a shape into equal parts and name each share.

Name: _____ Date: _____

Listen as an adult reads each question. Use counters or draw a picture to solve it.

1. Are these equal shares? Explain how you know.



2. Are these equal shares? Explain how you know.



3. Are these equal shares? Explain how you know.



4. Are these equal shares? Explain how you know.



5. Draw a shape like one on this page. Name it and describe one thing you notice about it.

You can point, speak, draw, or write. Adults can note any help they give.



WORKSHEET OUTPOST | Grade 1 Math — Supported

Share a shape fairly

OW-G1-158 E2 | Five questions

Success criteria

I can divide a shape into equal parts and name each share.

Name: _____ Date: _____

Work with a partner. Build a model, then say or write your answer.

1. Are these equal shares? Explain how you know.



2. Are these equal shares? Explain how you know.



3. Are these equal shares? Explain how you know.



4. Are these equal shares? Explain how you know.



5. Draw a shape like one on this page. Name it and describe one thing you notice about it.

You can point, speak, draw, or write. Adults can note any help they give.



WORKSHEET OUTPOST | Grade 1 Math — Supported

Share a shape fairly

OW-G1-158 E3 | Five questions

Success criteria

I can divide a shape into equal parts and name each share.

Name: _____ Date: _____

Work with a helper. Use objects, a number line, or a drawing to solve each problem.

1. Are these equal shares? Explain how you know.



2. Are these equal shares? Explain how you know.



3. Are these equal shares? Explain how you know.



4. Are these equal shares? Explain how you know.



5. Draw a shape like one on this page. Name it and describe one thing you notice about it.

You can point, speak, draw, or write. Adults can note any help they give.



WORKSHEET OUTPOST | Grade 1 Math — Supported

Share a shape fairly

OW-G1-158 E4 | Five questions

Success criteria

I can divide a shape into equal parts and name each share.

Name: _____ Date: _____

Ask an adult to show you how to start. Then finish the problem together.

1. Are these equal shares? Explain how you know.



2. Are these equal shares? Explain how you know.



3. Are these equal shares? Explain how you know.



4. Are these equal shares? Explain how you know.



5. Draw a shape like one on this page. Name it and describe one thing you notice about it.

You can point, speak, draw, or write. Adults can note any help they give.



WORKSHEET OUTPOST | Grade 1 Math — Supported

Share a shape fairly

OW-G1-158 E5 | Five questions

Success criteria

I can divide a shape into equal parts and name each share.

Name: _____ Date: _____

Try each problem. Tell an adult how you solved it. The adult can write down your answers.

1. Are these equal shares? Explain how you know.



2. Are these equal shares? Explain how you know.



3. Are these equal shares? Explain how you know.



4. Are these equal shares? Explain how you know.



5. Draw a shape like one on this page. Name it and describe one thing you notice about it.

You can point, speak, draw, or write. Adults can note any help they give.