

WORKSHEET OUTPOST | Grade 1 Math — Supported

Name a half or a fourth

OW-G1-153 E1 | Five questions

Success criteria
I can divide a shape into equal parts and name each share.

Name: _____ Date: _____

Listen as an adult reads each question. Use counters or draw a picture to solve it.

1. How many halves make a whole? Shade one half.



2. How many fourths make a whole? Shade one fourth.



3. If two wholes are the same size, which is larger, one half or one fourth? Explain.

4. Two equal parts of a whole are called ___. Four equal parts are called ___.

5. Write a problem like question 1 with new numbers or objects. Solve it and show your work.

You can point, speak, draw, or write. Adults can note any help they give.



WORKSHEET OUTPOST | Grade 1 Math — Supported

Name a half or a fourth

OW-G1-153 E2 | Five questions

Success criteria

I can divide a shape into equal parts and name each share.

Name: _____ Date: _____

Work with a partner. Build a model, then say or write your answer.

1. How many halves make a whole? Shade one half.



2. How many fourths make a whole? Shade one fourth.



3. If two wholes are the same size, which is larger, one half or one fourth? Explain.

4. Two equal parts of a whole are called ___. Four equal parts are called ___.

5. Write a problem like question 1 with new numbers or objects. Solve it and show your work.

You can point, speak, draw, or write. Adults can note any help they give.



WORKSHEET OUTPOST | Grade 1 Math — Supported

Name a half or a fourth

OW-G1-153 E3 | Five questions

Success criteria

I can divide a shape into equal parts and name each share.

Name: _____ Date: _____

Work with a helper. Use objects, a number line, or a drawing to solve each problem.

1. How many halves make a whole? Shade one half.



2. How many fourths make a whole? Shade one fourth.



3. If two wholes are the same size, which is larger, one half or one fourth? Explain.

4. Two equal parts of a whole are called ___. Four equal parts are called ___.

5. Write a problem like question 1 with new numbers or objects. Solve it and show your work.

You can point, speak, draw, or write. Adults can note any help they give.



WORKSHEET OUTPOST | Grade 1 Math — Supported

Name a half or a fourth

OW-G1-153 E4 | Five questions

Success criteria

I can divide a shape into equal parts and name each share.

Name: _____ Date: _____

Ask an adult to show you how to start. Then finish the problem together.

1. How many halves make a whole? Shade one half.



2. How many fourths make a whole? Shade one fourth.



3. If two wholes are the same size, which is larger, one half or one fourth? Explain.

4. Two equal parts of a whole are called ___. Four equal parts are called ___.

5. Write a problem like question 1 with new numbers or objects. Solve it and show your work.

You can point, speak, draw, or write. Adults can note any help they give.



WORKSHEET OUTPOST | Grade 1 Math — Supported

Name a half or a fourth

OW-G1-153 E5 | Five questions

Success criteria
I can divide a shape into equal parts and name each share.

Name: _____ Date: _____

Try each problem. Tell an adult how you solved it. The adult can write down your answers.

1. How many halves make a whole? Shade one half.



2. How many fourths make a whole? Shade one fourth.



3. If two wholes are the same size, which is larger, one half or one fourth? Explain.

4. Two equal parts of a whole are called ___. Four equal parts are called ___.

5. Write a problem like question 1 with new numbers or objects. Solve it and show your work.

You can point, speak, draw, or write. Adults can note any help they give.