

WORKSHEET OUTPOST | Grade 1 Math — Supported

Draw a fair-sharing model

OW-G1-139 E1 | Five questions

Success criteria
I can divide a shape into equal parts and name each share.

Name: _____ Date: _____

Listen as an adult reads each question. Use counters or draw a picture to solve it.

1. Two friends share one sandwich equally. Draw the sandwich and show each share.

2. Four friends share one round pizza equally. Draw and label the shares.

3. Jo cuts a rectangle into one large piece and one small piece. Are these halves? Explain.

4. Draw two same-size rectangles. Split one into halves and one into fourths. Circle the larger single share.

5. Write a problem like question 1 with new numbers or objects. Solve it and show your work.

You can point, speak, draw, or write. Adults can note any help they give.



WORKSHEET OUTPOST | Grade 1 Math — Supported

Draw a fair-sharing model

Success criteria
I can divide a shape into equal parts and name each share.

OW-G1-139 E2 | Five questions

Name: _____ Date: _____

Work with a partner. Build a model, then say or write your answer.

1. Two friends share one sandwich equally. Draw the sandwich and show each share.

2. Four friends share one round pizza equally. Draw and label the shares.

3. Jo cuts a rectangle into one large piece and one small piece. Are these halves? Explain.

4. Draw two same-size rectangles. Split one into halves and one into fourths. Circle the larger single share.

5. Write a problem like question 1 with new numbers or objects. Solve it and show your work.

You can point, speak, draw, or write. Adults can note any help they give.



WORKSHEET OUTPOST | Grade 1 Math — Supported

Draw a fair-sharing model

OW-G1-139 E3 | Five questions

Success criteria
I can divide a shape into equal parts and name each share.

Name: _____ Date: _____

Work with a helper. Use objects, a number line, or a drawing to solve each problem.

1. Two friends share one sandwich equally. Draw the sandwich and show each share.

2. Four friends share one round pizza equally. Draw and label the shares.

3. Jo cuts a rectangle into one large piece and one small piece. Are these halves? Explain.

4. Draw two same-size rectangles. Split one into halves and one into fourths. Circle the larger single share.

5. Write a problem like question 1 with new numbers or objects. Solve it and show your work.

You can point, speak, draw, or write. Adults can note any help they give.



WORKSHEET OUTPOST | Grade 1 Math — Supported

Draw a fair-sharing model

OW-G1-139 E4 | Five questions

Success criteria
I can divide a shape into equal parts and name each share.

Name: _____ Date: _____

Ask an adult to show you how to start. Then finish the problem together.

1. Two friends share one sandwich equally. Draw the sandwich and show each share.

2. Four friends share one round pizza equally. Draw and label the shares.

3. Jo cuts a rectangle into one large piece and one small piece. Are these halves? Explain.

4. Draw two same-size rectangles. Split one into halves and one into fourths. Circle the larger single share.

5. Write a problem like question 1 with new numbers or objects. Solve it and show your work.

You can point, speak, draw, or write. Adults can note any help they give.



WORKSHEET OUTPOST | Grade 1 Math — Supported

Draw a fair-sharing model

Success criteria
I can divide a shape into equal parts and name each share.

OW-G1-139 E5 | Five questions

Name: _____ Date: _____

Try each problem. Tell an adult how you solved it. The adult can write down your answers.

1. Two friends share one sandwich equally. Draw the sandwich and show each share.

2. Four friends share one round pizza equally. Draw and label the shares.

3. Jo cuts a rectangle into one large piece and one small piece. Are these halves? Explain.

4. Draw two same-size rectangles. Split one into halves and one into fourths. Circle the larger single share.

5. Write a problem like question 1 with new numbers or objects. Solve it and show your work.

You can point, speak, draw, or write. Adults can note any help they give.