

WORKSHEET OUTPOST | Grade 1 Math — Supported

Practice review: shapes and equal parts

OW-G1-156 E1 | Five questions

Success criteria
I can divide a shape into equal parts and name each share.

Name: _____ Date: _____

Listen as an adult reads each question. Use counters or draw a picture to solve it.

1. Split this rectangle into halves. Shade one half.



2. Split this circle into fourths. Shade one fourth.



3. How many halves make one whole? How many fourths?

4. If two wholes are the same size, why is one fourth smaller than one half?

5. Draw a shape like one on this page. Name it and describe one thing you notice about it.

You can point, speak, draw, or write. Adults can note any help they give.



WORKSHEET OUTPOST | Grade 1 Math — Supported

Practice review: shapes and equal parts

OW-G1-156 E2 | Five questions

Name: _____ Date: _____

Success criteria
I can divide a shape into equal parts and name each share.

Work with a partner. Build a model, then say or write your answer.

1. Split this rectangle into halves. Shade one half.



2. Split this circle into fourths. Shade one fourth.



3. How many halves make one whole? How many fourths?

4. If two wholes are the same size, why is one fourth smaller than one half?

5. Draw a shape like one on this page. Name it and describe one thing you notice about it.

You can point, speak, draw, or write. Adults can note any help they give.



WORKSHEET OUTPOST | Grade 1 Math — Supported

Practice review: shapes and equal parts

OW-G1-156 E3 | Five questions

Success criteria
I can divide a shape into equal parts and name each share.

Name: _____ Date: _____

Work with a helper. Use objects, a number line, or a drawing to solve each problem.

1. Split this rectangle into halves. Shade one half.



2. Split this circle into fourths. Shade one fourth.



3. How many halves make one whole? How many fourths?

4. If two wholes are the same size, why is one fourth smaller than one half?

5. Draw a shape like one on this page. Name it and describe one thing you notice about it.

You can point, speak, draw, or write. Adults can note any help they give.



WORKSHEET OUTPOST | Grade 1 Math — Supported

Practice review: shapes and equal parts

OW-G1-156 E4 | Five questions

Success criteria
I can divide a shape into equal parts and name each share.

Name: _____ Date: _____

Ask an adult to show you how to start. Then finish the problem together.

1. Split this rectangle into halves. Shade one half.



2. Split this circle into fourths. Shade one fourth.



3. How many halves make one whole? How many fourths?

4. If two wholes are the same size, why is one fourth smaller than one half?

5. Draw a shape like one on this page. Name it and describe one thing you notice about it.

You can point, speak, draw, or write. Adults can note any help they give.



WORKSHEET OUTPOST | Grade 1 Math — Supported

Practice review: shapes and equal parts

OW-G1-156 E5 | Five questions

Success criteria
I can divide a shape into equal parts and name each share.

Name: _____ Date: _____

Try each problem. Tell an adult how you solved it. The adult can write down your answers.

1. Split this rectangle into halves. Shade one half.



2. Split this circle into fourths. Shade one fourth.



3. How many halves make one whole? How many fourths?

4. If two wholes are the same size, why is one fourth smaller than one half?

5. Draw a shape like one on this page. Name it and describe one thing you notice about it.

You can point, speak, draw, or write. Adults can note any help they give.