

WORKSHEET OUTPOST | Grade 1 Math — Supported

Extra practice: missing parts

Success criteria
I can find the number that makes an equation true.

OW-G1-065 E1 | Five questions

Name: _____ Date: _____

Listen as an adult reads each question. Use counters or draw a picture to solve it.

1. 2 + ____ = 3. Draw to find the missing part.

2. 3 + ____ = 5. Draw to find the missing part.

3. 4 + ____ = 7. Draw to find the missing part.

4. 5 + ____ = 9. Draw to find the missing part.

5. 6 + ____ = 7. Draw to find the missing part.

You can point, speak, draw, or write. Adults can note any help they give.



WORKSHEET OUTPOST | Grade 1 Math — Supported

Extra practice: missing parts

Success criteria
I can find the number that makes an equation true.

OW-G1-065 E2 | Five questions

Name: _____ Date: _____

Work with a partner. Build a model, then say or write your answer.

1. 2 + ____ = 3. Draw to find the missing part.

2. 3 + ____ = 5. Draw to find the missing part.

3. 4 + ____ = 7. Draw to find the missing part.

4. 5 + ____ = 9. Draw to find the missing part.

5. 6 + ____ = 7. Draw to find the missing part.

You can point, speak, draw, or write. Adults can note any help they give.



WORKSHEET OUTPOST | Grade 1 Math — Supported

Extra practice: missing parts

Success criteria
I can find the number that makes an equation true.

OW-G1-065 E3 | Five questions

Name: _____ Date: _____

Work with a helper. Use objects, a number line, or a drawing to solve each problem.

1. 2 + ____ = 3. Draw to find the missing part.

2. 3 + ____ = 5. Draw to find the missing part.

3. 4 + ____ = 7. Draw to find the missing part.

4. 5 + ____ = 9. Draw to find the missing part.

5. 6 + ____ = 7. Draw to find the missing part.

You can point, speak, draw, or write. Adults can note any help they give.



WORKSHEET OUTPOST | Grade 1 Math — Supported

Extra practice: missing parts

Success criteria
I can find the number that makes an equation true.

OW-G1-065 E4 | Five questions

Name: _____ Date: _____

Ask an adult to show you how to start. Then finish the problem together.

1. 2 + ____ = 3. Draw to find the missing part.

2. 3 + ____ = 5. Draw to find the missing part.

3. 4 + ____ = 7. Draw to find the missing part.

4. 5 + ____ = 9. Draw to find the missing part.

5. 6 + ____ = 7. Draw to find the missing part.



WORKSHEET OUTPOST | Grade 1 Math — Supported

Extra practice: missing parts

Success criteria
I can find the number that makes an equation true.

OW-G1-065 E5 | Five questions

Name: _____ Date: _____

Try each problem. Tell an adult how you solved it. The adult can write down your answers.

1. 2 + ____ = 3. Draw to find the missing part.

2. 3 + ____ = 5. Draw to find the missing part.

3. 4 + ____ = 7. Draw to find the missing part.

4. 5 + ____ = 9. Draw to find the missing part.

5. 6 + ____ = 7. Draw to find the missing part.