

WORKSHEET OUTPOST | Grade 1 Math — Supported

Extra practice: subtract from ten

OW-G1-173 E1 | Five questions

Success criteria
I can find a sum or a difference and check my answer.

Name: _____ Date: _____

Listen as an adult reads each question. Use counters or draw a picture to solve it.

1. 10 - 2 = ____
Use ten as a starting point.

2. 10 - 3 = ____
Use ten as a starting point.

3. 10 - 4 = ____
Use ten as a starting point.

4. 10 - 5 = ____
Use ten as a starting point.

5. 10 - 6 = ____
Use ten as a starting point.

You can point, speak, draw, or write. Adults can note any help they give.



WORKSHEET OUTPOST | Grade 1 Math — Supported

Extra practice: subtract from ten

Success criteria
I can find a sum or a difference and check my answer.

OW-G1-173 E2 | Five questions

Name: _____ Date: _____

Work with a partner. Build a model, then say or write your answer.

1. 10 - 2 = ____
Use ten as a starting point.

2. 10 - 3 = ____
Use ten as a starting point.

3. 10 - 4 = ____
Use ten as a starting point.

4. 10 - 5 = ____
Use ten as a starting point.

5. 10 - 6 = ____
Use ten as a starting point.

You can point, speak, draw, or write. Adults can note any help they give.



WORKSHEET OUTPOST | Grade 1 Math — Supported

Extra practice: subtract from ten

Success criteria
I can find a sum or a difference and check my answer.

OW-G1-173 E3 | Five questions

Name: _____ Date: _____

Work with a helper. Use objects, a number line, or a drawing to solve each problem.

1. 10 - 2 = ____
Use ten as a starting point.

2. 10 - 3 = ____
Use ten as a starting point.

3. 10 - 4 = ____
Use ten as a starting point.

4. 10 - 5 = ____
Use ten as a starting point.

5. 10 - 6 = ____
Use ten as a starting point.

You can point, speak, draw, or write. Adults can note any help they give.



WORKSHEET OUTPOST | Grade 1 Math — Supported

Extra practice: subtract from ten

OW-G1-173 E4 | Five questions

Success criteria
I can find a sum or a difference and check my answer.

Name: _____ Date: _____

Ask an adult to show you how to start. Then finish the problem together.

1. 10 - 2 = ____
Use ten as a starting point.

2. 10 - 3 = ____
Use ten as a starting point.

3. 10 - 4 = ____
Use ten as a starting point.

4. 10 - 5 = ____
Use ten as a starting point.

5. 10 - 6 = ____
Use ten as a starting point.

You can point, speak, draw, or write. Adults can note any help they give.



WORKSHEET OUTPOST | Grade 1 Math — Supported

Extra practice: subtract from ten

Success criteria
I can find a sum or a difference and check my answer.

OW-G1-173 E5 | Five questions

Name: _____ Date: _____

Try each problem. Tell an adult how you solved it. The adult can write down your answers.

1. 10 - 2 = ____
Use ten as a starting point.

2. 10 - 3 = ____
Use ten as a starting point.

3. 10 - 4 = ____
Use ten as a starting point.

4. 10 - 5 = ____
Use ten as a starting point.

5. 10 - 6 = ____
Use ten as a starting point.

You can point, speak, draw, or write. Adults can note any help they give.