

WORKSHEET OUTPOST | Grade 1 Math — Supported

Extra practice: tens and ones

Success criteria
I can show how many tens and ones are in a number.

OW-G1-126 E1 | Five questions

Name: _____ Date: _____

Listen as an adult reads each question. Use counters or draw a picture to solve it.

1. Count the tens rods and ones. Write the number.



2. Count the tens rods and ones. Write the number.



3. Count the tens rods and ones. Write the number.



4. Count the tens rods and ones. Write the number.



5. Count the tens rods and ones. Write the number.



You can point, speak, draw, or write. Adults can note any help they give.



WORKSHEET OUTPOST | Grade 1 Math — Supported

Extra practice: tens and ones

Success criteria
I can show how many tens and ones are in a number.

OW-G1-126 E2 | Five questions

Name: _____ Date: _____

Work with a partner. Build a model, then say or write your answer.

1. Count the tens rods and ones. Write the number.



2. Count the tens rods and ones. Write the number.



3. Count the tens rods and ones. Write the number.



4. Count the tens rods and ones. Write the number.



5. Count the tens rods and ones. Write the number.



You can point, speak, draw, or write. Adults can note any help they give.



WORKSHEET OUTPOST | Grade 1 Math — Supported

Extra practice: tens and ones

Success criteria
I can show how many tens and ones are in a number.

OW-G1-126 E3 | Five questions

Name: _____ Date: _____

Work with a helper. Use objects, a number line, or a drawing to solve each problem.

1. Count the tens rods and ones. Write the number.



□

2. Count the tens rods and ones. Write the number.



□□□□

3. Count the tens rods and ones. Write the number.



□□□□□
□□

4. Count the tens rods and ones. Write the number.



5. Count the tens rods and ones. Write the number.



□□□

You can point, speak, draw, or write. Adults can note any help they give.



WORKSHEET OUTPOST | Grade 1 Math — Supported

Extra practice: tens and ones

Success criteria
I can show how many tens and ones are in a number.

OW-G1-126 E4 | Five questions

Name: _____ Date: _____

Ask an adult to show you how to start. Then finish the problem together.

1. Count the tens rods and ones. Write the number.



□

2. Count the tens rods and ones. Write the number.



□□□□

3. Count the tens rods and ones. Write the number.



□□□□□
□□

4. Count the tens rods and ones. Write the number.



5. Count the tens rods and ones. Write the number.



□□□

You can point, speak, draw, or write. Adults can note any help they give.



WORKSHEET OUTPOST | Grade 1 Math — Supported

Extra practice: tens and ones

Success criteria
I can show how many tens and ones are in a number.

OW-G1-126 E5 | Five questions

Name: _____ Date: _____

Try each problem. Tell an adult how you solved it. The adult can write down your answers.

1. Count the tens rods and ones. Write the number.



□

2. Count the tens rods and ones. Write the number.



□□□□

3. Count the tens rods and ones. Write the number.



□□□□□
□□

4. Count the tens rods and ones. Write the number.



5. Count the tens rods and ones. Write the number.



□□□

You can point, speak, draw, or write. Adults can note any help they give.