

WORKSHEET OUTPOST | Grade 1 Math — Supported

Extra practice: build a number

Success criteria
I can show how many tens and ones are in a number.

OW-G1-120 E1 | Five questions

Name: _____ Date: _____

Listen as an adult reads each question. Use counters or draw a picture to solve it.

1. Draw 2 tens and 2 ones. Write the number.

2. Draw 3 tens and 5 ones. Write the number.

3. Draw 4 tens and 8 ones. Write the number.

4. Draw 5 tens and 1 one. Write the number.

5. Draw 6 tens and 4 ones. Write the number.

You can point, speak, draw, or write. Adults can note any help they give.



WORKSHEET OUTPOST | Grade 1 Math — Supported

Extra practice: build a number

Success criteria
I can show how many tens and ones are in a number.

OW-G1-120 E2 | Five questions

Name: _____ Date: _____

Work with a partner. Build a model, then say or write your answer.

1. Draw 2 tens and 2 ones. Write the number.

2. Draw 3 tens and 5 ones. Write the number.

3. Draw 4 tens and 8 ones. Write the number.

4. Draw 5 tens and 1 one. Write the number.

5. Draw 6 tens and 4 ones. Write the number.

You can point, speak, draw, or write. Adults can note any help they give.



WORKSHEET OUTPOST | Grade 1 Math — Supported

Extra practice: build a number

Success criteria
I can show how many tens and ones are in a number.

OW-G1-120 E3 | Five questions

Name: _____ Date: _____

Work with a helper. Use objects, a number line, or a drawing to solve each problem.

1. Draw 2 tens and 2 ones. Write the number.

2. Draw 3 tens and 5 ones. Write the number.

3. Draw 4 tens and 8 ones. Write the number.

4. Draw 5 tens and 1 one. Write the number.

5. Draw 6 tens and 4 ones. Write the number.

You can point, speak, draw, or write. Adults can note any help they give.



WORKSHEET OUTPOST | Grade 1 Math — Supported

Extra practice: build a number

Success criteria
I can show how many tens and ones are in a number.

OW-G1-120 E4 | Five questions

Name: _____ Date: _____

Ask an adult to show you how to start. Then finish the problem together.

1. Draw 2 tens and 2 ones. Write the number.

2. Draw 3 tens and 5 ones. Write the number.

3. Draw 4 tens and 8 ones. Write the number.

4. Draw 5 tens and 1 one. Write the number.

5. Draw 6 tens and 4 ones. Write the number.

You can point, speak, draw, or write. Adults can note any help they give.



WORKSHEET OUTPOST | Grade 1 Math — Supported

Extra practice: build a number

Success criteria
I can show how many tens and ones are in a number.

OW-G1-120 E5 | Five questions

Name: _____ Date: _____

Try each problem. Tell an adult how you solved it. The adult can write down your answers.

1. Draw 2 tens and 2 ones. Write the number.

2. Draw 3 tens and 5 ones. Write the number.

3. Draw 4 tens and 8 ones. Write the number.

4. Draw 5 tens and 1 one. Write the number.

5. Draw 6 tens and 4 ones. Write the number.

You can point, speak, draw, or write. Adults can note any help they give.