

WORKSHEET OUTPOST | Grade 1 Math — Supported

Extra practice: break apart numbers

OW-G1-119 E1 | Five questions

Success criteria
I can show how many tens and ones are in a number.

Name: _____ Date: _____

Listen as an adult reads each question. Use counters or draw a picture to solve it.

1. 23 = ____ tens and ____ ones

2. 36 = ____ tens and ____ ones

3. 49 = ____ tens and ____ ones

4. 52 = ____ tens and ____ ones

5. 65 = ____ tens and ____ ones

You can point, speak, draw, or write. Adults can note any help they give.



WORKSHEET OUTPOST | Grade 1 Math — Supported

Extra practice: break apart numbers

OW-G1-119 E2 | Five questions

Success criteria
I can show how many tens and ones are in a number.

Name: _____ Date: _____

Work with a partner. Build a model, then say or write your answer.

1. 23 = ____ tens and ____ ones

2. 36 = ____ tens and ____ ones

3. 49 = ____ tens and ____ ones

4. 52 = ____ tens and ____ ones

5. 65 = ____ tens and ____ ones

You can point, speak, draw, or write. Adults can note any help they give.



WORKSHEET OUTPOST | Grade 1 Math — Supported

Extra practice: break apart numbers

OW-G1-119 E3 | Five questions

Success criteria
I can show how many tens and ones are in a number.

Name: _____ Date: _____

Work with a helper. Use objects, a number line, or a drawing to solve each problem.

1. 23 = ____ tens and ____ ones

2. 36 = ____ tens and ____ ones

3. 49 = ____ tens and ____ ones

4. 52 = ____ tens and ____ ones

5. 65 = ____ tens and ____ ones

You can point, speak, draw, or write. Adults can note any help they give.



WORKSHEET OUTPOST | Grade 1 Math — Supported

Extra practice: break apart numbers

OW-G1-119 E4 | Five questions

Success criteria
I can show how many tens and ones are in a number.

Name: _____ Date: _____

Ask an adult to show you how to start. Then finish the problem together.

1. 23 = ____ tens and ____ ones

2. 36 = ____ tens and ____ ones

3. 49 = ____ tens and ____ ones

4. 52 = ____ tens and ____ ones

5. 65 = ____ tens and ____ ones

You can point, speak, draw, or write. Adults can note any help they give.



WORKSHEET OUTPOST | Grade 1 Math — Supported

Extra practice: break apart numbers

OW-G1-119 E5 | Five questions

Success criteria

I can show how many tens and ones are in a number.

Name: _____ Date: _____

Try each problem. Tell an adult how you solved it. The adult can write down your answers.

1. 23 = ____ tens and ____ ones

2. 36 = ____ tens and ____ ones

3. 49 = ____ tens and ____ ones

4. 52 = ____ tens and ____ ones

5. 65 = ____ tens and ____ ones

You can point, speak, draw, or write. Adults can note any help they give.