

WORKSHEET OUTPOST | Grade 1 Math — Supported

Extra practice: write expanded form

OW-G1-128 E1 | Five questions

Success criteria
I can show how many tens and ones are in a number.

Name: _____ Date: _____

Listen as an adult reads each question. Use counters or draw a picture to solve it.

1. 24 = ___ + ___
Write tens first, then ones.

2. 37 = ___ + ___
Write tens first, then ones.

3. 40 = ___ + ___
Write tens first, then ones.

4. 53 = ___ + ___
Write tens first, then ones.

5. 66 = ___ + ___
Write tens first, then ones.

You can point, speak, draw, or write. Adults can note any help they give.



WORKSHEET OUTPOST | Grade 1 Math — Supported

Extra practice: write expanded form

OW-G1-128 E2 | Five questions

Success criteria
I can show how many tens and ones are in a number.

Name: _____ Date: _____

Work with a partner. Build a model, then say or write your answer.

1. 24 = ____ + ____
Write tens first, then ones.

2. 37 = ____ + ____
Write tens first, then ones.

3. 40 = ____ + ____
Write tens first, then ones.

4. 53 = ____ + ____
Write tens first, then ones.

5. 66 = ____ + ____
Write tens first, then ones.

You can point, speak, draw, or write. Adults can note any help they give.



WORKSHEET OUTPOST | Grade 1 Math — Supported

Extra practice: write expanded form

OW-G1-128 E3 | Five questions

Success criteria
I can show how many tens and ones are in a number.

Name: _____ Date: _____

Work with a helper. Use objects, a number line, or a drawing to solve each problem.

1. 24 = ___ + ___
Write tens first, then ones.

2. 37 = ___ + ___
Write tens first, then ones.

3. 40 = ___ + ___
Write tens first, then ones.

4. 53 = ___ + ___
Write tens first, then ones.

5. 66 = ___ + ___
Write tens first, then ones.

You can point, speak, draw, or write. Adults can note any help they give.



WORKSHEET OUTPOST | Grade 1 Math — Supported

Extra practice: write expanded form

OW-G1-128 E4 | Five questions

Success criteria
I can show how many tens and ones are in a number.

Name: _____ Date: _____

Ask an adult to show you how to start. Then finish the problem together.

1. 24 = ___ + ___
Write tens first, then ones.

2. 37 = ___ + ___
Write tens first, then ones.

3. 40 = ___ + ___
Write tens first, then ones.

4. 53 = ___ + ___
Write tens first, then ones.

5. 66 = ___ + ___
Write tens first, then ones.

You can point, speak, draw, or write. Adults can note any help they give.



WORKSHEET OUTPOST | Grade 1 Math — Supported

Extra practice: write expanded form

OW-G1-128 E5 | Five questions

Success criteria
I can show how many tens and ones are in a number.

Name: _____ Date: _____

Try each problem. Tell an adult how you solved it. The adult can write down your answers.

1. 24 = ____ + ____
Write tens first, then ones.

2. 37 = ____ + ____
Write tens first, then ones.

3. 40 = ____ + ____
Write tens first, then ones.

4. 53 = ____ + ____
Write tens first, then ones.

5. 66 = ____ + ____
Write tens first, then ones.

You can point, speak, draw, or write. Adults can note any help they give.