

WORKSHEET OUTPOST | Grade 1 Math — Supported

Extra practice: use comparison signs

OW-G1-127 E1 | Five questions

Success criteria
I can compare two numbers by looking at their place values.

Name: _____ Date: _____

Listen as an adult reads each question. Use counters or draw a picture to solve it.

1. 24 ___ 14
Write <, >, or =.

2. 31 ___ 34
Write <, >, or =.

3. 42 ___ 42
Write <, >, or =.

4. 53 ___ 63
Write <, >, or =.

5. 64 ___ 62
Write <, >, or =.

You can point, speak, draw, or write. Adults can note any help they give.



WORKSHEET OUTPOST | Grade 1 Math — Supported

Extra practice: use comparison signs

OW-G1-127 E2 | Five questions

Success criteria
I can compare two numbers by looking at their place values.

Name: _____ Date: _____

Work with a partner. Build a model, then say or write your answer.

1. 24 ___ 14
Write <, >, or =.

2. 31 ___ 34
Write <, >, or =.

3. 42 ___ 42
Write <, >, or =.

4. 53 ___ 63
Write <, >, or =.

5. 64 ___ 62
Write <, >, or =.

You can point, speak, draw, or write. Adults can note any help they give.



WORKSHEET OUTPOST | Grade 1 Math — Supported

Extra practice: use comparison signs

OW-G1-127 E3 | Five questions

Success criteria
I can compare two numbers by looking at their place values.

Name: _____ Date: _____

Work with a helper. Use objects, a number line, or a drawing to solve each problem.

1. 24 ___ 14
Write <, >, or =.

2. 31 ___ 34
Write <, >, or =.

3. 42 ___ 42
Write <, >, or =.

4. 53 ___ 63
Write <, >, or =.

5. 64 ___ 62
Write <, >, or =.

You can point, speak, draw, or write. Adults can note any help they give.



WORKSHEET OUTPOST | Grade 1 Math — Supported

Extra practice: use comparison signs

OW-G1-127 E4 | Five questions

Success criteria
I can compare two numbers by looking at their place values.

Name: _____ Date: _____

Ask an adult to show you how to start. Then finish the problem together.

1. 24 ___ 14
Write <, >, or =.

2. 31 ___ 34
Write <, >, or =.

3. 42 ___ 42
Write <, >, or =.

4. 53 ___ 63
Write <, >, or =.

5. 64 ___ 62
Write <, >, or =.

You can point, speak, draw, or write. Adults can note any help they give.



WORKSHEET OUTPOST | Grade 1 Math — Supported

Extra practice: use comparison signs

OW-G1-127 E5 | Five questions

Success criteria
I can compare two numbers by looking at their place values.

Name: _____ Date: _____

Try each problem. Tell an adult how you solved it. The adult can write down your answers.

1. 24 ___ 14
Write <, >, or =.

2. 31 ___ 34
Write <, >, or =.

3. 42 ___ 42
Write <, >, or =.

4. 53 ___ 63
Write <, >, or =.

5. 64 ___ 62
Write <, >, or =.

You can point, speak, draw, or write. Adults can note any help they give.